



The meeting teleconference will begin shortly

Listen to the meeting by using your computer or tablet speakers
or by calling **(877) 853 5247** using meeting **ID 684 456 030**

View the live meeting presentation at **<https://sbvmwd.zoom.us/j/684456030>**
PASSCODE: 3802020

Public comments, suggestions or questions regarding technical issues may be emailed
to **comments@sbvmwd.com**



Please use the chat feature in the Zoom toolbar to let the moderator know that you would like to make a comment during the meeting or use the digital “raise hand” function in Zoom.



Please mute your microphone during the meeting to reduce background noise. Click on the microphone icon to unmute your microphone if needed.



A REGIONAL WATER AGENCY
SINCE 1954

Call to Order

Regular Meeting of the Board of Directors
Tuesday, September 17, 2024



Pledge of Allegiance



A REGIONAL WATER AGENCY
SINCE 1954

Roll Call



Paul Kielhold
President



June Hayes
Vice President



**T. Milford
Harrison**
Treasurer



Gil J. Botello
Director



Susan Longville
Director



A REGIONAL WATER AGENCY
SINCE 1954

Public Comment

Members of the public may address the Board regarding any item within the subject matter jurisdiction of the Board; however, no action may be taken on off-agenda items except as authorized by law. Each speaker is limited to a maximum of three (3) minutes.



A REGIONAL WATER AGENCY
SINCE 1954

Consent Calendar

All matters on the Consent Calendar may be approved by one motion. Any member of the Board of Directors may request an item be removed from the Consent Calendar for discussion or separate action.

Consent Calendar 2.1-2.3

2.1 Approve Minutes of the Board of Directors Special Meeting - August 26, 2024 (pg. 3)

2.2 Approve Minutes of the Regular Board of Directors' Meeting - September 3, 2024 - July 16, 2024 (pg. 6)

2.3 Approve Minutes of the Board of Directors' Workshop - Policy/Administration - September 5, 2024 (pg. 17)


Board Motion & Roll Call Vote



Paul Kielhold
President



June Hayes
Vice President



**T. Milford
Harrison**
Treasurer



Gil J. Botello
Director



Susan Longville
Director

Staff Recommendation:

Approve Consent Calendar items 2.1 – 2.3



A REGIONAL WATER AGENCY
SINCE 1954

Presentation Item

Presentation Item 3.1 (pg. 22)

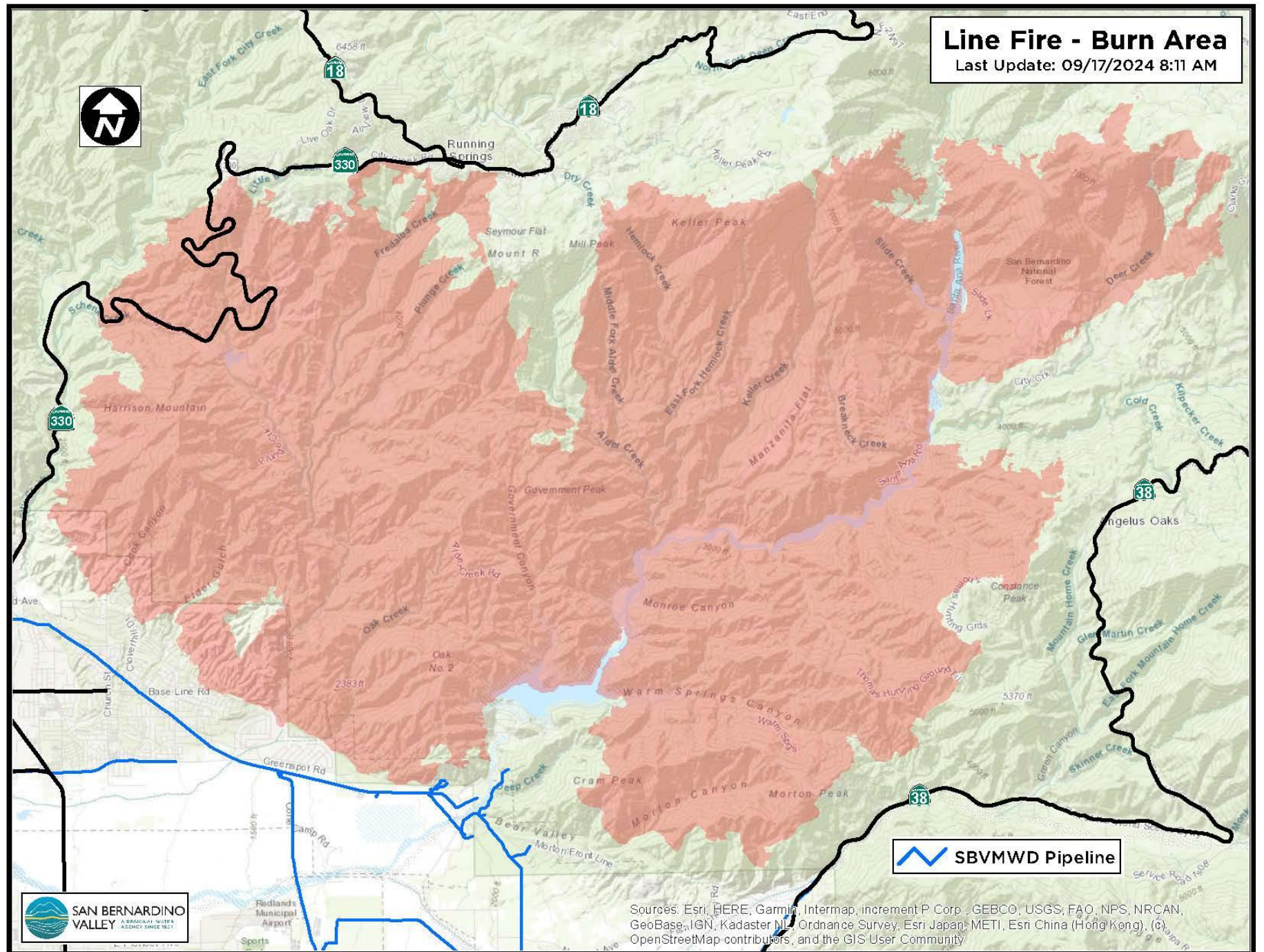
Wen Huang, PE, MS – Assistant General Manager/Chief Operating Officer

Heather Dyer, MS, MBA – Chief Executive Officer/General Manager

Overview of Line Fire and Potential Impacts to Upper Santa Ana River
Watershed and Regional Water Supply



Line Fire Burn Area & SBV Facilities



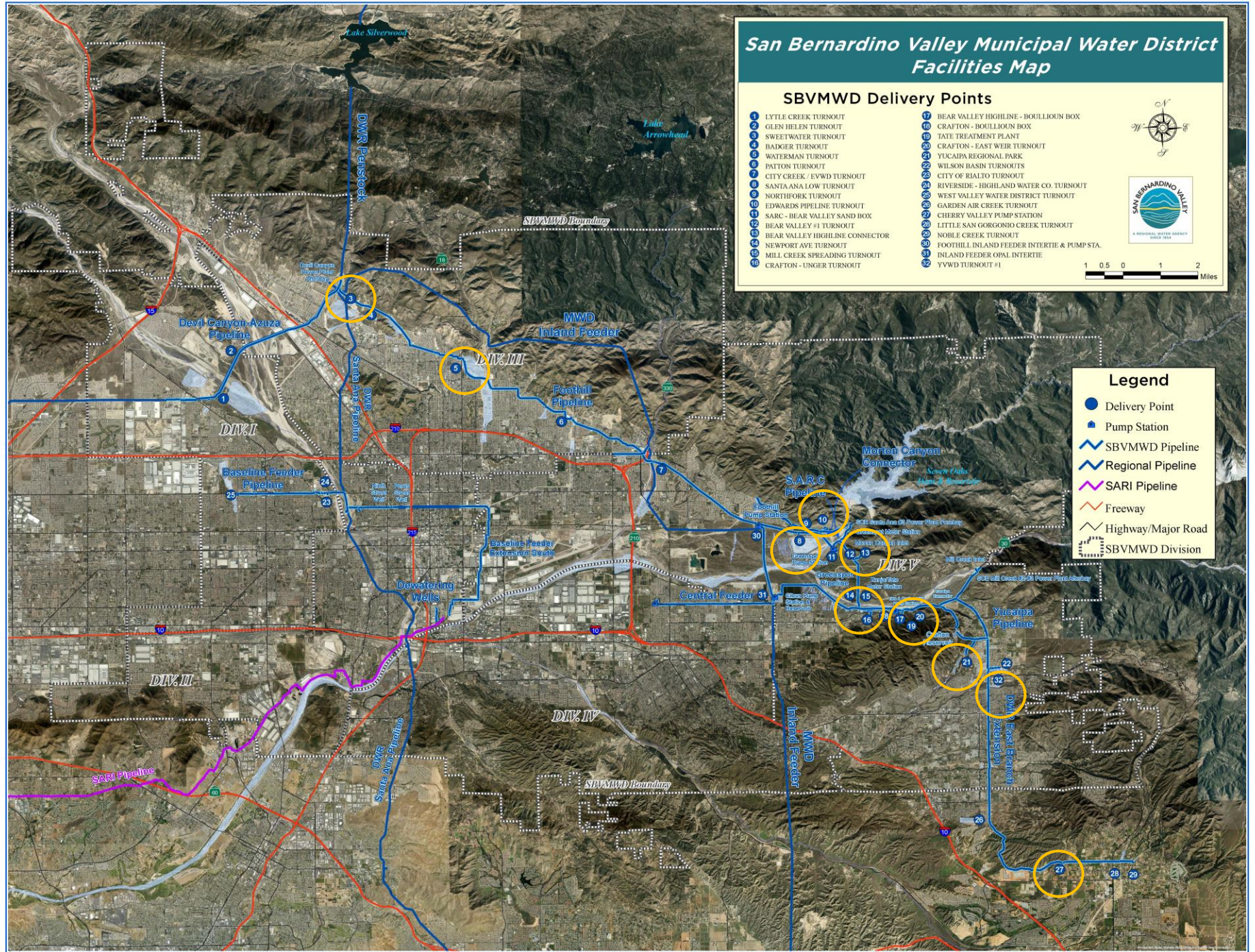
Activities During Fires

- Accommodated additional requests for Water Treatment Plant deliveries to switch from SAR to SWP
 - Redlands and EVWD
- Keep water full in reservoirs/basins to facilitate firefighting aircraft uses
 - Enhanced Recharge Basins/Borrow Pit
 - Crafton Hills Reservoir
- Maintain water pressure at strategic locations to accommodate firefighting operations
 - SARC West Blowoff

Summary of SWP Deliveries -Sep 7


Turnout	Flow Rate (cfs)
Sweetwater	4
Waterman	18
Santa Ana Low (SAR Spreading Grounds)	30
Northfork	12
SARC (BV Sandbox)	18
BV Boullion Box	6
Mill Creek Spreading Grounds	23
Yucaipa Lakes	0.2
Yucaipa Crystal Creek WTP	14
Cherry Valley PS	40
Total	165.2

Locations of SWP Deliveries - Sep 7



Locations to Support Firefighting





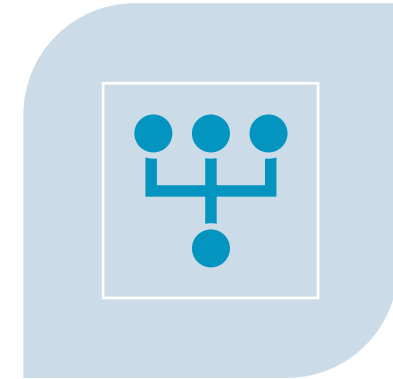
Ongoing Activities and Planned After-Actions



**CONTINUE MONITORING
FACILITIES AND
COORDINATING WITH
IMPACTED AGENCIES**



**ASSESS DISTRICT FACILITY
CONDITIONS AND IMPLEMENT
BMPs TO MINIMIZE DAMAGES
FROM FUTURE RAIN EVENTS**



**COORDINATE WITH OTHER
AGENCIES (USFS AND OTHERS)
FOR RESTORATION WORK**



**SAN BERNARDINO
VALLEY** | A REGIONAL WATER
AGENCY SINCE 1954

Director Comments and Discussion



Paul Kielhold
President



June Hayes
Vice President



**T. Milford
Harrison**
Treasurer



Gil J. Botello
Director



Susan Longville
Director

Staff Recommendation:

Receive and file.



A REGIONAL WATER AGENCY
SINCE 1954

Discussion and Possible Action Items

Discussion Item 4.1 (pg. 23)

Kelly Malloy, MPA – Strategic Communications Manager

Heather Dyer, MS, MBA – Chief Executive Officer/General Manager

FY 2023 - 24 Demand Management Incentive Awards

Demand Management

- Water conservation
- An element of water supply reliability
- Identified in Upper Santa Ana River Watershed Integrated Regional Urban Water Management Plan
- Bridge for new targets from Make Conservation a California Way of Life regulations
- Flexibility and choice for each water retailer

FY 2022-23 Incentives

<i>Agency</i>	<i>Water Savings (Acre-Feet)</i>	<i>Incentive</i>
<i>City of Colton</i>	2,208.36	\$173,173.37
<i>City of Redlands</i>	1,183.00	164,935.49
<i>City of Rialto</i>	758.74	80,499.69
<i>SBMWD</i>	1,911.30	267,360.07
<i>West Valley Water District</i>	1,175.66	149,066.09
<i>YVWD</i>	<u>334.86</u>	<u>59,939.94</u>
<i>Total</i>	7,571.92	\$894,974.65

FY 2023-24 Incentives

Agency	Water Savings (Acre-Foot)	Incentive
<i>City of Colton</i>	2,130.11	\$381,289.69
<i>City of Redlands</i>	1,910.10	\$341,907.90
<i>East Valley Water District</i>	1,420.22	\$254,219.38
<i>SBMWD</i>	1,699.92	\$304,285.68
<i>West Valley Water District</i>	537.59	\$96,228.61
<i>YVWD</i>	<u>467.19</u>	<u>\$83,627.01</u>
Total	8,165.13	\$1,461,558.27

*15,737 acre-feet water savings
incentivized to date.*


Director Comments and Discussion



Paul Kielhold
President



June Hayes
Vice President



**T. Milford
Harrison**
Treasurer



Gil J. Botello
Director



Susan Longville
Director

Staff Recommendation:

Receive and file.

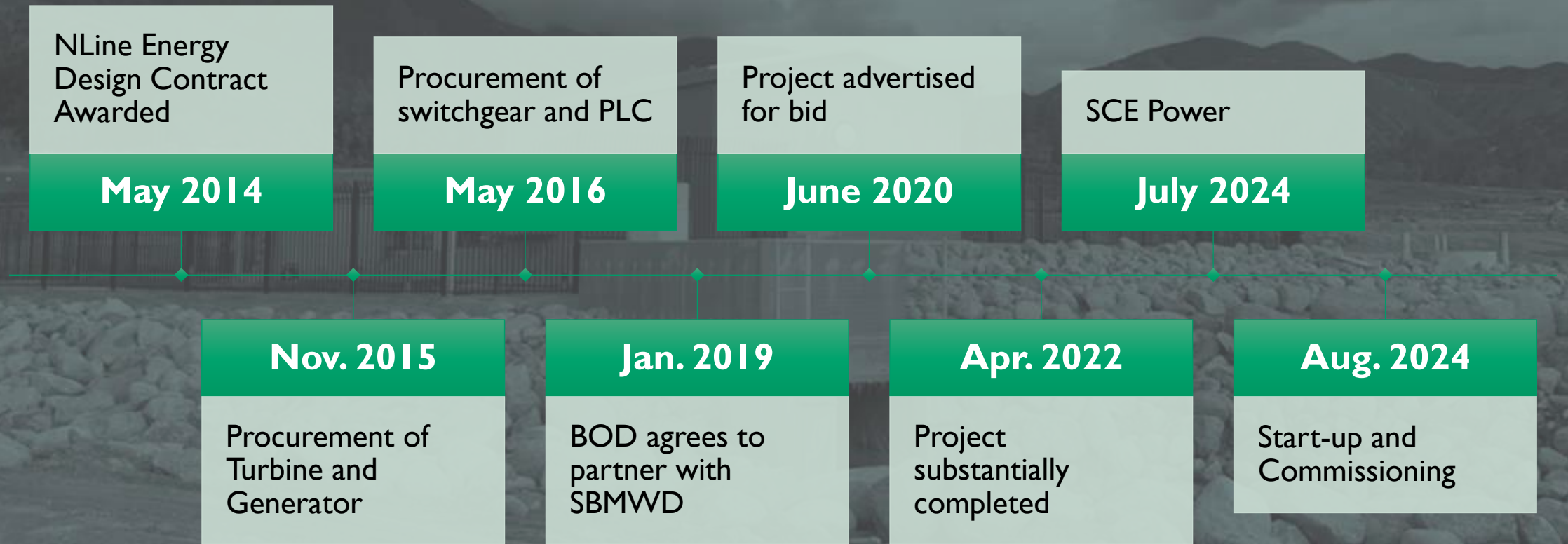
Discussion Item 4.2 (pg. 25)

Leo Ferrando, PE, MS – Assistant Chief Engineer

Aaron Jones, PE, MEng – Senior Engineer

Update on Waterman Turnout Hydroelectric Station Project

Project Background/Timeline

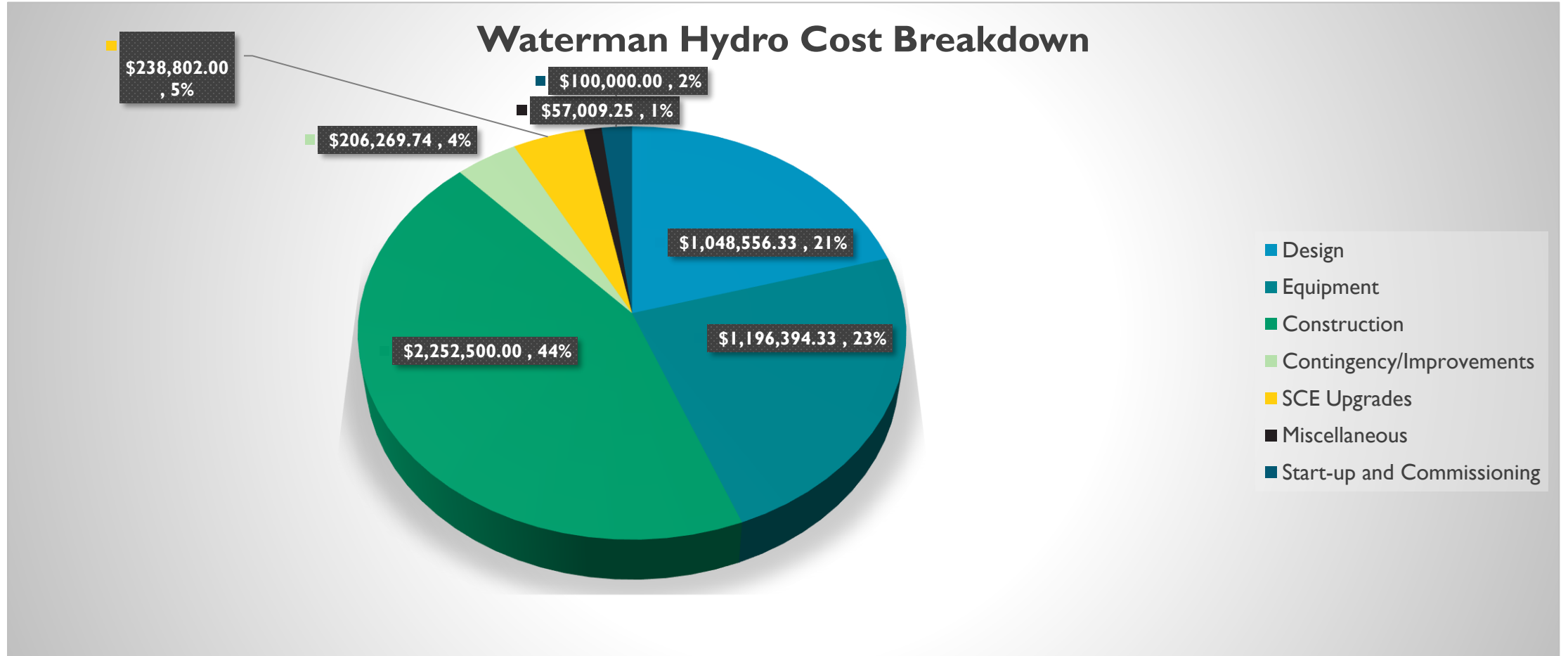




Project Information

- 24” Turbine Supply Pipeline from Foothill Pipeline
- Hydro Design Head: 497-ft (~215 PSI)
- Hydro Design Flow: 28-CFS
- Bypass Max Flow: 50 CFS (60 CFS for short durations)
- Total combined max discharge to Waterman Basins: 75 CFS

Project Costs



Operational Summary

- The twin jet horizontal Pelton impulse turbine utilizes the flow and pressure to generate mechanical energy to power the electric generator.
- The turbine will take the available energy and reduce the pressure to atmospheric pressure.
- The water will exit the turbine downward and to the discharge tailrace where it discharges to Waterman Spreading Basins.
- The generator produces electricity at 480V. The electricity makes it way to 480V Indoor Switchgear → 480V outdoor switchgear → 12kV step-up transformer → SCE 12kV circuit

Economic Benefits

- Annual acre-foot allotment of 10,000 ac-ft was used for the turbine capacity selection, with flows being distributed over a 6-month period (April-September).
- At a flow of 28 CFS for 180 days, the expected average annual kWh production will be $24,720\text{kWh} \times 180 \text{ days} = 4,449.6\text{MWh/year}$.
- The annual expected net energy benefit is approximately \$365,000.
- Payback period = ~ 13.7 years
- Net revenue over 30-year period = $\sim \$5.95\text{M}$
- The powerhouse is expected to have a design life of 70-100 years.

Start-up and Commissioning

- SCE energized site July 3, 2024.
- Commissioning commenced on August 19, 2024 and went through August 30, 2024.
- Temporary Permit to Operate (PTO) received from SCE on August 28, 2024.
- Waiting on final Permit to Operate from SCE.

Testing Performance Metrics:

Target Flow Set Point, CFS	System Pressure, PSI	Turbine-Generator Power Output, KW	Upper/Lower Needle Valve Percent Open, %
10	202	330	18
15	202	509	29
25	201	840	62
30	199	985	93
32	199	1,004	100

Project Team

- Nline Energy
- EETS Electrical Engineers
- Domenichellie and Associates
- Gilkes
- Etech Group/Glenmount Global
- Borden Excavating
- CSI Electrical Contractors
- SCE
- SBMWD
- SBVMWD



PLEASE JOIN US



FOR A RIBBON CUTTING EVENT




WATERMAN

Hydroelectric

WEDNESDAY
OCTOBER 23, 2024
AT 10 AM

*Celebrate the power of water
where every drop **generates** big change*



Director Comments and Discussion



Paul Kielhold
President



June Hayes
Vice President



**T. Milford
Harrison**
Treasurer



Gil J. Botello
Director



Susan Longville
Director

Staff Recommendation:

Staff is providing the Board of Directors (BOD) with a status update on the Waterman Turnout Hydroelectric Station Project (Project).



A REGIONAL WATER AGENCY
SINCE 1954

Reports (Discussion and Possible Action)



A REGIONAL WATER AGENCY
SINCE 1954

Reports 5.1 (pg. 27)

Water Delivery Report

Reports Item 5.1 (pg. 27)

Sayer Pinto, MBA – Principal Water Resources Analyst

Water Delivery Report

Staff Recommendation:

Receive and file.

Water Delivery Report

	August	Year to Date
State Water Project	8,257	36,400
Groundwater		
Baseline Feeder Wells	456	3,093
San Bernardino Avenue Well	0	0
Santa Ana River Diversions	248	9,844



Direct Deliveries through August

<u>Direct Deliveries</u>	Jan	Feb	Mar	Apr	May	Jun	Jul	Aug	Sep	Oct	Nov	Dec	Total	Orders	Remaining	% Remaining
Big Bear Agreement (In-Lieu)	0	0	0	0	0	0	0	0					0	4,700	4,700	100%
BVMWC	139	34	0	85	301	270	0	0					829	1,000	171	17%
City of Redlands	0	0	0	0	0	0	285	0					285	0	(285)	-
CLAWA Sale (07-025)	0	0	0	0	0	14	63	61					138	200	62	100%
EVWD	120	174	240	197	316	165	353	0					1,566	2,000	434	22%
Fontana (incl. Cemex)	47	26	92	136	0	13	262	665					1,240	3,650	2,410	66%
Greenspot Mutual	0	0	0	0	0	0	8	0					8	175	167	95%
Greenspot 4bay Replacement	0	0	0	0	0	59	353	357					769	1,000	231	23%
Marygold Mutual	0	0	0	43	47	45	43	0					179	320	141	44%
SB County - Glen Helen	0	0	0	0	0	0	0	0					0	375	375	100%
SBV - Enhanced Recharge Construction	0	0	0	0	0	0	0	0					0	230	230	100%
WVWD	16	76	23	(43)	(48)	160	297	480					961	4,300	3,339	78%
Yucaipa Regional Park	9	0	0	1	55	14	25	11					114	200	86	43%
YVWD	340	339	365	364	493	586	770	1,089					4,346	8,350	4,004	48%
Total Direct Deliveries (AF)	669	650	720	784	1,165	1,326	2,459	2,662	0	0	0	0	10,434	26,500	16,066	61%

Recharge Deliveries through August

	Turn-Out Capacity (cfs)	Jan	Feb	Mar	Apr	May	Jun	Jul	Aug	Sep	Oct	Nov	Dec	Total	Target	Remaining	% Remaining
SBBA Recharge																	
Badger Basins	5													0	1,000	1,000	100%
City Creek	3													0	0	0	-
Mill Creek Spreading	15	1,522	958	349	419		877	1,788	1,201					7,113	9,000	1,887	21%
Groundwater Council		1,522	958	349	419		877	1,788	1,201					7,113			
Patton Basins	5													0	0	0	-
Plunge Creek Spreading	3													0	0	0	-
Santa Ana Low & SARC	95	2,429	605				628	792	1,114					5,567	14,594	9,027	62%
City of Redlands		2,000												2,000			
Groundwater Council		429	605				628	792	1,114					3,567			
Sweetwater	8	245		233	353	369	354	367	317					2,238	3,000	762	25%
City of San Bernardino														0			
Groundwater Council		245		233	353	369	354	367	317					2,238			
Waterman / East Twin Creek Basins	40	670			367	1,195	1,485	1,574	1,508					6,799	12,000	5,201	43%
City of San Bernardino														0			
Groundwater Council		670				1,195	1,485	1,574	1,508					6,432			
SNRC Settlement Agreement (for SB)														0			
SBBA Recharge Sub-Total (AF)	174	4,866	1,563	582	1,138	1,564	3,344	4,521	4,139	0	0	0	0	21,716	39,594	17,878	45%
Yucaipa Recharge																	
Oak Glen Basins	3						163	246						409	1,000	591	59%
Wilson Creek Basins	15	99	58	61			925	1,242	1,152					3,537	4,000	463	12%
Yucaipa Recharge Sub-Total (AF)	18	99	58	61	0	0	1,088	1,488	1,152	0	0	0	0	3,946	5,000	1,054	21%
Total Recharge Deliveries (AF)	192	4,965	1,621	642	1,138	1,564	4,432	6,009	5,291	0	0	0	0	25,662	44,594	18,932	42%

Water Delivery Report

- Monthly updates on the SWP are continuing to be provided to the Retail Water Agencies
- San Bernardino Valley Operation's staff continues to try and maximize SWP deliveries with the support of the local Retail Water Agencies, Water Conservation District, and San Bernardino County Flood Control
- The current plan is to carry over 20,000AF of SBV's Table 'A' Allocation
- Per the direction of the Board, we are executing the agreements and documentation necessary to begin the transfer of water to the Westside Districts before the end of the year.

Water Delivery Report

- SBV Operations Staff
 - is coordinating with DWR to maintain operations during various upcoming outages at the Devil Canyon Powerplant. These outages will occur intermittently from September to November 2024.
 - has worked to maximize recharge opportunities in the weeks leading up to the outages. We do not anticipate any impact to Direct Deliveries during these outages.
 - has been responsive to the needs of our retailers (additional deliveries, maintaining pressure, maintaining reservoir levels, etc.) during the Line Fire.



A REGIONAL WATER AGENCY
SINCE 1954

Reports 5.2 (pg. 31)

Directors' Report of Activities and Travel Requests in
accordance with Resolution 1100



A REGIONAL WATER AGENCY
SINCE 1954

Reports 5.3

General Counsel Report



A REGIONAL WATER AGENCY
SINCE 1954

Reports 5.4

Ad-Hoc and Standing Committee Reports



A REGIONAL WATER AGENCY
SINCE 1954

Reports 5.5

SAWPA Meeting Report



Santa Ana Watershed Project Authority

SAWPA MEETING SUMMARY

September 17, 2024, Regular Meeting

SAWPA Commission

- Directed staff to adjust the medical insurance cap from \$2,057.56 to \$2,168.93, which is equal to the ACWA/JPIA 2025 Kaiser Family Plan rate.
- Received Informational Reports on the following:
 - Legislative Report
 - Santa Ana River Trail and Parkway Update



A REGIONAL WATER AGENCY
SINCE 1954

Reports 5.6 (pg. 37)

Treasurer's Report

**SAN BERNARDINO VALLEY MUNICIPAL WATER DISTRICT
TREASURER'S REPORT
FOR THE MONTH OF AUGUST 2024**

RECOMMENDATION:
APPROVE THE EXPENSES FOR THE MONTH OF AUGUST 2024
FOR THE FOLLOWING FUNDS:

STATE WATER CONTRACT FUND	\$ 4,683,379.27
GENERAL FUND	\$ 6,889,742.58



Director Comments and Discussion



Paul Kielhold
President



June Hayes
Vice President



**T. Milford
Harrison**
Treasurer



Gil J. Botello
Director



Susan Longville
Director

Staff Recommendation:

Staff Recommends the Board approves the August 2024 treasures report.



A REGIONAL WATER AGENCY
SINCE 1954

Future Business



A REGIONAL WATER AGENCY
SINCE 1954

Announcements 7.1 (pg. 46)

~~September 18, 2024, 8:30 a.m. – Upper SAR WIFA by Teleconference (Cancelled)~~

September 19, 2024, 2:00 p.m. – Board Workshop – Resources/Engineering by Teleconference or In-Person (Rescheduled due to CSDA Conference on Sept 10)

~~September 25, 2024, 8:30 a.m. – Upper SAR WIFA Technical Advisory Committee In-Person (Cancelled)~~

October 1, 2024, 8:30 a.m. – PA 23 Committee Meeting by Teleconference or In-Person

October 1, 2024, 9:30 a.m. – SAWPA Commission Meeting by Teleconference or In-Person

October 1, 2024, 10:00 a.m. – PA 24 Committee Meeting by Teleconference or In-Person

October 1, 2024, 2:00 p.m. – Regular Board Meeting by Teleconference or In-Person

October 2, 2024, 8:30 a.m. – Board Workshop – Board Handbook by Teleconference or In-Person (Yucaipa Valley Golf Club)

~~October 2, 2024, 8:30 a.m. – Upper SAR WIFA In-Person (Cancelled)~~

October 3, 2024, 2:00 p.m. – Board Workshop – Policy/Administration by Teleconference or In-Person

October 8, 2024, 2:00 p.m. – Board Workshop – Resources/Engineering by Teleconference or In-Person

~~October 9, 2024, 8:30 a.m. – Upper SAR WIFA TAC In-Person (Cancelled)~~

October 9, 2024, 1:30 p.m. – SBVW Conservation District Board Meeting

October 14, 2024 – District Closed in observance of Indigenous Peoples' Day

October 15, 2024, 9:30 a.m. – SAWPA Commission Meeting by Teleconference or In-Person

October 15, 2024, 2:00 p.m. – Regular Board Meeting by Teleconference or In-Person

~~October 16, 2024, 8:30 a.m. – Upper SAR WIFA In-Person (Cancelled)~~

October 21, 2024, 6:00 p.m. – ASBCSD meeting -SB Valley Hosts (Yucaipa Valley Golf Club)

~~October 23, 2024, 8:30 a.m. – Upper SAR WIFA TAC In-Person (Cancelled)~~

October 23, 2024, 10:00 a.m. – Waterman Hydroelectric Ribbon Cutting Event (836 E. 40th St, San Bernardino)



A REGIONAL WATER AGENCY
SINCE 1954

Closed Session

None

Adjourn



A REGIONAL WATER AGENCY
SINCE 1954