



A REGIONAL WATER AGENCY
SINCE 1954

REGULAR MEETING OF THE BOARD OF DIRECTORS

TUESDAY, AUGUST 15, 2023 – 2:00 P.M.

PUBLIC PARTICIPATION

Public participation is welcome and encouraged. You may participate in the August 15, 2023, meeting of the San Bernardino Valley Municipal Water District online and by telephone as follows:

Dial-in Info: (877) 853 5247 US Toll-free

Meeting ID: 684 456 030

PASSCODE: 3802020

<https://sbvmwd.zoom.us/j/684456030>

If you are unable to participate online or by telephone, you may also submit your comments and questions in writing for the District's consideration by sending them to comments@sbvmwd.com with the subject line "Public Comment Item #" (insert the agenda item number relevant to your comment) or "Public Comment Non-Agenda Item". Submit your written comments by 6:00 p.m. on Monday, August 14, 2023. All public comments will be provided to the President and may be read into the record or compiled as part of the record.

IMPORTANT PRIVACY NOTE: Participation in the meeting via the Zoom app is strongly encouraged. Online participants MUST log in with a Zoom account. The Zoom app is a free download. Please keep in mind: (1) This is a public meeting; as such, the virtual meeting information is published on the World Wide Web and available to everyone. (2) Should you participate remotely via telephone, your telephone number will be your "identifier" during the meeting and available to all meeting participants; there is no way to protect your privacy if you elect to call in to the meeting.



A REGIONAL WATER AGENCY
SINCE 1954

SAN BERNARDINO VALLEY MUNICIPAL WATER DISTRICT
380 E. Vanderbilt Way, San Bernardino, CA 92408

REGULAR MEETING OF THE BOARD OF DIRECTORS

AGENDA

2:00 PM Tuesday, August 15, 2023

CALL TO ORDER/PLEDGE OF ALLEGIANCE/ROLL CALL

1) PUBLIC COMMENT

Members of the public may address the Board regarding any item within the subject matter jurisdiction of the Board; however, no action may be taken on off-agenda items except as authorized by law. Each speaker is limited to a maximum of three (3) minutes.

2) CONSENT CALENDAR

2.1 Approve Minutes of the Board of Directors' Workshop - Policy/Administration - August 3, 2023(2 min) - Page 3

[Staff Recommendation - Approve Minutes of the Board of Directors' Workshop -Policy/Administration 080323](#)

3) DISCUSSION AND POSSIBLE ACTION ITEMS

3.1 Consider Authorizing Procurement of Heavy Equipment(20 min) - Page 7

[Staff Memo - Consider Authorizing Procurement of Heavy Equipment Proposal Quotes for Equipment Purchases](#)

4) REPORTS (Discussion and Possible Action)

4.1 State Water Project Report (10 min) - Page 29

[Staff Memo - State Water Project Report Article 21 Program Summary, March 22 - June 27, 2023 Delta Conveyance Project progress summary for fiscal year 2022-23 Sites Reservoir Project Monthly Status Report and Schedule](#)

4.2 Presentation on the State Water Contractors(10 min) - Page 37

[Staff Memo - State Water Contractors State Water Contractors Presentation Slides](#)

- 4.3 Directors' Report of Activities and Travel Requests in accordance with Resolution 1100 (15 min) - Pg.53
 - [SBVMWD Director Fees and Expenses paid in July 2023](#)
 - [Director Botello Activity Report - July](#)
 - [Director Harrison Activity Report - July](#)
 - [Director Hayes Activity Report - July](#)
 - [Director Kielhold Activity Report - July](#)
 - [Director Longville Activity Report - July](#)

4.4 General Counsel Report

4.5 SAWPA Meeting Report

- 4.6 Water Delivery Report(10 min) - Page 59
 - [Staff Memo - Water Delivery Report Aug 2023](#)
 - [Water Delivery Report - Aug 2023](#)

- 4.7 Treasurer's Report(2 min) - Page 63
 - [Treasurer's Report - July 2023](#)

5) **FUTURE BUSINESS**

6) **ANNOUNCEMENTS**

- 6.1 List of Announcements(2 min) - Page 72
 - [List of Announcements 081523](#)

7) **CLOSED SESSION**

- 7.1 Conference with Legal Counsel - Anticipated Litigation Significant Exposure to Litigation Pursuant to Paragraph (2) of Subdivision (d) of Section 45956.9: (One potential case)

8) **DISCUSSION AND POSSIBLE ACTION ITEMS**

- 8.1 Potential Rejection of Tort Claim

9) **ADJOURNMENT**

PLEASE NOTE:

Materials related to an item on this Agenda submitted to the Board after distribution of the agenda packet are available for public inspection in the District's office located at 380 E. Vanderbilt Way, San Bernardino, during normal business hours. Also, such documents are available on the District's website at www.sbvmd.com subject to staff's ability to post the documents before the meeting. The District recognizes its obligation to provide equal access to those individuals with disabilities. Please contact Melissa Zoba at (909) 387-9228 two working days prior to the meeting with any special requests for reasonable accommodation.

**MINUTES
OF
THE
BOARD OF DIRECTORS WORKSHOP – POLICY / ADMINISTRATION
SAN BERNARDINO VALLEY MUNICIPAL WATER DISTRICT**

August 3, 2023

Directors Present: Gil J. Botello, T. Milford Harrison, June Hayes, and Paul R. Kielhold

Directors Absent: Susan Longville

Staff Present:

Jose Macedo, ML, CPT-P (USA Retired) – Chief of Staff/Clerk of the Board

Cindy Saks, Chief Financial Officer/Deputy General Manager

Melissa Zoba, MBA, MPA – Chief Information Officer

Leo Ferrando, PE – Assistant Chief Engineer

Anthony Flordelis – Business Systems Analyst

Kelly Malloy, MPA – Strategic Communications Manager

Adekunle Ojo, MPA – Water Resources Manager

Matthew Olivo – Senior Accountant

Karen Resendez, MAOL – Human Resources & Risk Manager

Shavonne Turner, MPA – Engagement & Conservation Program Manager

Members of the Public in Attendance:

Richard Babbe, PFM Asset Management

Joyce McIntire, Yucaipa Valley Water District

Nyles O’Harra, Yucaipa Valley Water District

James Morales, East Valley Water District

Letitia White, Innovative Federal Strategies

Jeannette Windon, Innovative Federal Strategies

Robert Stewart, San Bernardino Valley Water Conservation District

The Policy/Administration Workshop of the Board of Directors was called to order by Chairperson Botello at 2:00 p.m. A quorum was noted present.

Agenda Item 1. Introductions. Chief Financial Officer/Deputy General Manager Cindy Saks introduced the staff members present.

Agenda Item 2. Public Comment

Chair Botello invited public comment. Nyles O’Harra introduced himself.

Agenda Item 3. Discussion and Possible Action Items.

3.1) Quarterly Investment Portfolio Update with PFM Asset Management and Annual Review of the District's Investment Policy. Chief Financial Officer/Deputy General Manager Cindy Saks noted the Investment Policy was addressed previously; this is the Quarterly Investment Review only.

District financial advisor Richard Babbe from PFM Asset Management reviewed the quarterly investment portfolio activity. Mr. Babbe reported on performance, inflation, consumer trends, and interest rates.

Director Botello read a statement from Director Longville regarding her request for an agenda item to review the corporate notes policy and examine carbon free investments from an earnings perspective. In her statement, Director Longville indicated a carbon-free investment policy is appropriate as the District can and should take measures to avoid climate change by reducing fossil fuel emissions. Corporate notes that are not reducing reliance on fossil fuels should be prohibited, she wrote.

Ms. Saks said she recalled Director Longville's request and would research the minutes. Director Harrison stated he believed the Board is being responsive.

In response to Vice President Hayes, Ms. Saks noted the Devil Canyon / Castaic fund still appears on the statements as it could not be closed out mid-fiscal year.

Director Botello asked Mr. Babbe about the State's recent rejection of a change in investment policy related to fossil fuels and any consideration for the District. Mr. Babbe assured that PFM acts as a fiduciary in the best interests of the District and evaluates investments from a performance aspect based on the Board's direction.

Ms. Saks drew attention to the new chart regarding the State Water Project Reserves. Although the numbers are large, it is a restricted fund to be specifically used for State Water Contract expenses. The District has large expenditures in the near future for Delta Conveyance and Sites Reservoir which the Board has provided direction to pay for these projects with cash. Director Harrison added it is an important distinction that the Board decided to pay cash for these projects to avoid interest. It is not irresponsible to have money in reserve for the State Water Contract Fund, as these projects will benefit future generations.

3.2) Federal Legislative Update. Letitia White of Innovative Federal Strategies (IFS) introduced new IFS colleague Jeannette Windon. She reported on action in the federal legislature and noted it has been challenging for Speaker Kevin McCarthy. She reported on spending bills and the need for the House and Senate compromise to get bills to the floor around Christmastime.

Ms. White discussed a drought contingency plan for the lower Colorado River, the Water Resources Development Act (WRDA), and Senator Feinstein's reintroduction of the

STREAMS Act to increase water supply and modernization of water infrastructure. She said she expected a need to pass a continuing resolution to avoid a government shutdown, as the chance of completing all 12 appropriations bills by the end of September is slim.

3.3) 2023 Association of California Water Agencies Election. Strategic Communications Manager Kelly Malloy introduced the Association of California Water Agencies (ACWA) election and ballot process.

Director Harrison reported that he has served on the ACWA Region 9 Board but did not run for re-election.

The Board of Directors re-confirmed its support of the Association of California Water Agencies (ACWA) candidates for President (Cathy Green) and Vice President (Ernesto A. Avila) for the 2024-25 term by the following roll-call vote:

MOVED: Harrison	SECONDED: Hayes	APPROVED: 4-0
AYES:	Botello, Hayes, Harrison, Kielhold	
NOES:	None	
ABSTAIN:	None	
ABSENT:	Longville	

The Board of Directors supported the Association of California Water Agencies (ACWA) election committee's recommended candidates for the Region 9 Board Chair (G. Patrick O'Dowd) and Vice Chair (Carol Lee Gonzales-Brady) for the 2024-25 term by the following roll-call vote:

MOVED: Harrison	SECONDED: Hayes	APPROVED: 4-0
AYES:	Botello, Hayes, Harrison, Kielhold	
NOES:	None	
ABSTAIN:	None	
ABSENT:	Longville	

The Board of Directors cast a vote in support of the following candidates for the Association of California Water Agencies (ACWA) Region 9 Board Members for the 2024-25 term:

- Brenda Dennstedt
- James Morales, Jr.
- David E. Raley
- Harvey Ryan

- Paul Ortega

by the following roll-call vote:

MOVED: Harrison	SECONDED: Hayes	APPROVED: 4-0
AYES:	Botello, Hayes, Harrison, Kielhold	
NOES:	None	
ABSTAIN:	None	
ABSENT:	Longville	

Agenda Item 4. Future Business. Ms. Saks announced that an item will be placed on a future workshop to review the Investment Policy per the Board’s vote at the May 16, 2023 Board meeting.

Agenda Item 5. Adjournment

The meeting was adjourned by Chair Botello at 2:47 p.m.

<p>APPROVAL CERTIFICATION</p> <p>I hereby certify to approval of the foregoing Minutes of San Bernardino Valley Municipal Water District.</p> <p>_____</p> <p>Secretary</p> <p>Date _____</p>
--

Respectfully submitted,

Lynda J. Kerney
Contract Assistant

DATE: August 15, 2023

TO: Board of Directors

FROM: Wen Huang, Chief Operating Officer/ Assistant General Manager
 Leo Ferrando, Assistant Chief Engineer
 Mike Esquer, Senior Project Manager
 David McArthur, Operations Manager

SUBJECT: Consider Authorizing Procurement of Heavy Equipment

Staff Recommendation

Staff recommends that the Board of Directors (BOD) consider authorizing the procurement of heavy equipment to maintain and operate various facilities for an estimated budgetary amount of \$1,285,000.

Summary

Staff has obtained quotes for several heavy equipment as listed in the table below for the purpose of maintaining various existing and future facilities:

Equipment	Equipment Cost
Trailer	\$47,113.13
Water Truck (3,000-gal capacity)	\$126,454.51
Dump Truck (10 CY capacity)	\$260,000.00*
Backhoe Loader	\$282,875.54
Skid Steer Loader w/ attachments	\$242,233.88
D4 Track Type Tractor	\$326,084.46
Total	\$1,284,761.52

* This is a budgetary amount

As shown in a cost-benefit analysis during the BOD Budget Workshop on June 15, acquiring this equipment will provide the District with substantial savings in the long-term compared to renting equipment or having a hired contractor to perform the work.

Background

Engineering and Operations staff are proposing the procurement of certain heavy equipment as listed above to properly maintain and operate existing recharge facilities, such as the Waterman, and Sweetwater recharge basins. Although San Bernardino County Flood Control District performs certain maintenance of these basins, which are strictly for flood control purposes, the District is responsible for maintenance activities related to recharge of SWP water. In order to optimize the recharge condition and efficiency, the basins require regular scarification and removal of sediments. Additionally, acquiring the equipment will also be utilized to operate and maintain some District's existing and future facilities, including the Sunrise Ranch property and Weaver Basins.

Another benefit to owning the equipment in the long term would be potential savings of roughly \$1.5 to \$2.0 million for the required restoration costs for San Bernardino Kangaroo Rat (SBKR) habitats that we would have otherwise had to spend with a contractor following completion of the Enhanced Recharge Phase 1B Project. In order to justify the major capital expenditures, Staff provided a cost-benefit analysis at the BOD Budget Workshop on June 15, 2023, which demonstrated that the investment would be paid off in about a couple of years assuming the District rents the equipment with contracted operators, or about four years if the District rents the equipment operated by District operations staff. This capital investment would allow the District to control operations when and where needed as conditions change as the District's responsibilities increase with the new facilities over time.

It is also envisioned that the equipment may also be used as a regional resource to complement equipment owned and operated by other local agencies for maintenance of some regional facilities, including San Bernardino Valley Water Conservation District for the Santa Ana River Recharge Basins (including the Enhanced Recharge Project facilities) and Mill Creek Spreading Grounds, and Yucaipa Valley Water District for the Wilson and Oak Glen Basins, via operation and maintenance arrangements, which will be developed. Additionally, the equipment may also be used potentially for operation and maintenance of the diversion facilities associated with the hydrogeneration facilities in the Santa Ana River and Mill Creek.

The equipment will be safely stored at the District's Redlands Pump Station site within a secure perimeter fence. The yard will be equipped with security cameras and motion sensors so that staff can immediately be alerted in case of a potential break-in and/or vandals. The storage area would also include nighttime lighting, and the equipment will be outfitted with GPS tracking devices.

District Strategic Plan Application

The acquisition of this equipment ensures our agency's operational flexibility for the facilities and infrastructure to maximize the value of the water supply in our local groundwater basins, thereby

enabling the District to provide a resilient and reliable water supply to our service area for future generations.

Fiscal Impact

The estimated expenditure of up to \$1,285,000 is included in the approved 2023/2024 General Fund Budget under Line Item 6260, Vehicle Replacement and Heavy Equipment.

Attachment

Proposal Quotes for Equipment Purchases



Jun 27, 2023

SAN BERNARDINO VALLEY MUNICIPAL WATER DISTRICT
Attention: Account Payable
380 E VANDERBILT WAY
SAN BERNARDINO, California 92408

Attention: MATTHEW FLODELIS

Dear Sir,

We would like to thank you for your interest in our company and our products, and are pleased to quote the following for your consideration.

One (1) Felling Trailer Model: FT-45-2-LP

GVWR: 53,900 LBS

GAWR: 45,000 LBS

WEIGHT: 8,900 LBS

CAPACITY: 45,000 LBS



We wish to thank you for the opportunity of quoting on your equipment needs. This quotation is valid for 30 days, after which time we reserve the right to re-quote. If there are any questions, please do not hesitate to contact me.

Sincerely,

Jose Farias
Machine Sales Representative
Phone 760.399.6404
Email jose.farias@quinncompany.com

Item Type	Options	Description	Add Qty	Unit	Total Qty
Base Trailer		FT-45-2 LP		Each	0
Deck Length	✓	Add Deck Length	4	Feet	24
Frame Type		Engineered Fabricated Hi-Tensile Grade 80 Main Frame Beams with Grade 80 Jr-I Cross-Members		Std	1
Beavertail		Self Cleaning 5" x 3" Angle Iron Beavertail		Feet	5
Deck Type		White Oak 2" Nom		Std	1
Ramps; Rear	✓	5' x 28" Self Cleaning 5" x 3" Angle Iron Spring Assisted		Pair	1
Appx Deck Height		33" Loaded, 35" Unloaded		Inches	1
Width		102" OD	4	Feet	29
Tie Downs	✓	D-Rings, 1" ** Straight ** (One Set Centered on BVT)	2	Each	16
Brakes		Air, ABS 2S/1M, (Parking brakes on all axles)		Std	1
Axles		25K Oil Bath		Std	2
Suspension		49" Spread (Spring), 9700 Hutch		Std	1
Suspension		25,000 lb Heavy Duty 3 leaf springs, for Hutch 9700		Axle	2
Tires & Wheels		235/75R 17.5 J, 8 Bolt [17.5 x 6.75] Hub Pilot		Each	8
Hitch Length		Center of Coupler to Headboard, Appx		Feet	5.3
Hitch Type		3" Adjustable Lunette Eye/Pintle, [C] 66,000 lb Plate Mount (3/4" Bolt)		Std	1
Jack	✓	140,000 lb Twin 2 Speed (39,000 lb Lift Capacity)		Pair	1
Plug		7 Pole Semi		Std	1
Lights		LED Lights (Peterson), Sealed Wiring Harness (Sealco)		Std	1
Trailer Color		Felling Black # CCA945378 (White Felling Decal)		Std	1
Stripe Color		White		Std	1
Standard		Document Holder		Std	1
Standard		Toolbox, with Lockable Cover		Std	1
Standard		2 Steps, 1 on the Standard Hitch and 1 in front of Axles on Roadside		Std	2
Standard		1/2" Safety Chains, Grade 70		Std	1
Option	✓	Printed Owner's Manual		Opt	1
GVWR		53,900 lbs		Std	1

WARRANTY & COVERAGE

Standard Warranty: 12 MONTHS FULL MACHINE

SELL PRICE	\$38,550.00
12 % FET TAX (Less Tire Deduct):	\$4,626.00
LICENSE FEES:	\$550.00
TIRE FEE	\$14.00
SALES TAX (8.75%)	\$3,373.13
AFTER TAX BALANCE	\$47,113.13

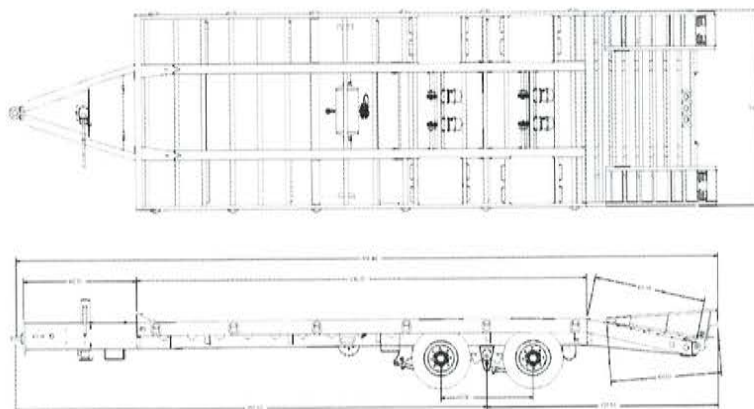
F.O.B/TERMS:

Accepted by _____ on _____

Signature

FELLING TRAILERS

FT-45-2 LP		Deck Over Low Pro	
GVWR LBS: 53,900	GAWR LBS: 45,000	WEIGHT LBS: 8,900	CAPACITY LBS: 45,000



Feature Name	Standard Features	Std. Qty	UOM
Model	FT-45-2 LP	1	
Frame Type	Engineered Fabricated Hi-Tensile Grade 80 Main Frame Beams with Grade 80 Jr-I Cross-Members	1	Std
Deck Length	Add Deck Length	20	Feet
Deck Type	White Oak 2" Nom	1	Std
Beavertail	Self Cleaning 5" x 3" Angle Iron Beavertail	5	Feet
Ramps; Rear	5' x 20" Self Cleaning 5" X 3" Angle Iron Spring Assist	1	Pair
Appx Deck Height	33" Loaded, 35" Unloaded	1	Inches
Width	102" OD	25	Feet
Tie Downs	D-Rings, 1" *** Straight ** (One Set Centered on BVT)	14	Each
Brakes	Air, ABS 2S/1M, Meritor WABCO (Parking brakes on all axles)	1	Std
Axles	25K Oil Bath	2	Std
Suspension	25,000 lb Heavy Duty 3 leaf springs, for Hutch 9700	2	Axle
Suspension	49" Spread (Spring), 9700 Hutch	1	Std
Tires & Wheels	235/75R 17.5 J, 8 Bolt [17.5 x 6.75] Hub Pilot	8	Each
Hitch Length	Center of Coupler to Headboard, Appx	5.3	Feet
Hitch Type	3" Adjustable Lunette Eye/Pintle, [C] 66,000 lb Plate Mount (3/4" Bolt)	1	Std
Jack	25K 2-Speed Drop Leg	1	Std
Plug	7 Pole Semi	1	Std
Lights	LED Lights (Peterson), Sealed Wiring Harness (Sealco)	1	Std
Trailer Color	Felling Black # CCA945378 (White Felling Decal)	1	Std
Stripe Color	White	1	Std
Standard	Document Holder	1	Std
Standard	Toolbox, with Lockable Cover	1	Std
Standard	2 Steps, 1 on the Standard Hitch and 1 in front of Axles on Roadside	2	Std
Standard	1/2" Safety Chains, Grade 70	1	Std



168152-01

Jun 27, 2023

SAN BERNARDINO VALLEY MUNICIPAL WATER DISTRICT
Attention: Account Payable
380 E VANDERBILT WAY
SAN BERNARDINO, California 92408

SOURCEWELL MEMBER ID# 203958

Attention: MATTHEW FLODELIS



Dear Sir,

We would like to thank you for your interest in our company and our products, and are pleased to quote the following for your consideration.

One (1) New Caterpillar Inc. Model: 299D3XE Compact Track Loader including standard and optional equipment as listed below.

STOCK NUMBER: **SERIAL NUMBER:** **YEAR:** **SMU:**

Dear Sir,

We wish to thank you for the opportunity of quoting on your equipment needs. This quotation is valid for 30 days, after which time we reserve the right to re-quote. If there are any questions, please do not hesitate to contact me.

Sincerely,

Jose Farias
Machine Sales Representative
Phone 760.399.6404
Email jose.farias@quinncompany.com

One (1) New Caterpillar Inc. Model: 299D3XE Compact Track Loader including standard and optional equipment as listed below.

Standard Equipment

OPERATOR ENVIRONMENT

- Full color 5 inch LCD screen
- Advanced anti-theft security system
- with 50 user code capability
- Rear view camera

FRAMES

- Lift linkage, vertical path
- Chassis, one piece welded
- Machine tie down points (6)
- Belly pan cleanout
- Support, lift arm
- Cast rear bumper
- Ventilated rear door with integrated sealing

standard equi

OTHER STANDARD EQUIPMENT

- Engine enclosure - lockable
- Extended life antifreeze (-37C, -34F)
- Work tool coupler
- Hydraulic oil level sight gauge
- Radiator coolant level sight gauge
- Radiator expansion bottle
- Cat ToughGuard TM hose
- Heavy duty quick disconnects with integrated pressure release
- Split d-ring to route work tool hoses along side of left lift arm
- Variable speed hydraulic cooling fan
- Per SAE J818-2007 and EN 474-3:2006 and ISO 14397-1:2007

OPERATOR ENVIRONMENT

- Advanced LCD display
- Electronic snubbing (lift)
- Work tool positioner
- Work tool return to dig (raise and lower)
- Dual direction electronic self level -
- Hand (dial) & foot throttle, electronic
- Horn
- 12V Electric socket
- Interior rear view mirror
- Floormat
- Deluxe headliner
- Top and rear windows
- FOPS, Level I
- Cup holder
- Side windows
- Air conditioner incl heater/defroster
- ROPS, Cab, enclosed (C3), tilt up:
- Parking brake engages
- Hydrostatic transmission disables
- Hydraulic system disables
- leaves seat or armrest raised :
- Control interlock system, when operator
- Ergonomic contoured armrest controls
- Fully adjustable seat mounted
- Lumbar support
- High back heated seat with recline heat
- Seat, comfort, air suspension, cloth,
- Storage compartment with netting
- hour meter and tachometer
- Gauges: DEF level, fuel level,
- Engine emission system
- Park brake engages
- Hydraulic oil temperature
- Hydraulic filter restriction
- Air inlet heater activation
- Engine oil pressure
- Engine coolant temperature
- Armrest raised / operator out of seat
- Alternator output
- Air filter restriction
- Operator warning system indicators:

ELECTRICAL

Electrical outlet, beacon
 Backup alarm
 -Dome light
 -Two rear tail lights
 -Gauge backlighting

Lights:
 Ignition key start / stop / aux switch
 100 ampere alternator
 12 Volt electrical system

STARTERS, BATTERIES, & ALTERNATORS

1000 CCA heavy duty battery w/disconnect

HYDRAULICS

Speed Sensor Guarding
 Transmission control
 Electro/hydraulic hydrostatic
 Electro/hydraulic implement control
 CONTROLS:

Worktool harness

Hydraulics, proportional
 Continuous flow
 28000 kPa max
 High flow Pressure: 4061 psi
 High flow: 40 gpm (150 lpm) max

UNDERCARRIAGE

Two speed travel with ride control
 Suspension - independent torsion axle(4)

Triple flange idler - front and rear

POWERTRAIN

Hydrostatic transmission
 wet multi disc parking brakes
 Spring applied, hydraulically released,
 cooler (side-by-side)
 Radiator/hydraulic oil
 and water separator
 Filters, canister type, fuel
 Filter, cartridge type, hydraulic

S-O-S sampling valve, hydraulic oil
 Air cleaner, dual element, radial seal
 -Liquid cooled, direct injection
 -Air inlet heater starting aid
 -Electric fuel priming pump
 110 hp (82 kW) @ 2400 RPM
 -Gross horsepower per SAE J1349
 Cat C3.8 turbo aftercooled diesel engine

Filter, cartridge

MACHINE SPECIFICATIONS

299D3 XE COMPACT TRACK LOADER	597-4544
Meets EU Stage V and U.S. EPA Tier 4 Final emission standards	
LANE 3 ORDER	0P-9003
CAB PACKAGE, ULTRA <i>INCLUDES:</i> 579-8782 FAN, COOLING, DEMAND, REVERSING 345-6180 STANDARD RADIO(12V), BLUETOOTH 495-1671 LIGHTS, LED 512-3929 RUBBER BELT, 2 SPD, TF IDLERS	588-9141
DEBRIS MANAGEMENT PKG, (DM2) <i>DM2 Package provides a rubber Debris Deflector plus the factory installation of components contained in Debris Kit, Debris Guarding kit, Speed Sensor Harness Guarding, Engine Air Intake Pre-cleaner kit, Turbo Debris kit, Auxiliary Hydraulic Cooler kit and Drivelines Guard Kit.</i>	629-2288
TRACK, RUBBER, 450MM(17.7IN)BLCK	389-7672
FILM, SELF LEVEL, ANSI	435-9238
FILM, RIDE CONTROL, ANSI	422-3445
SEAT BELT, 3"	542-6995
DOOR, CAB, POLYCARBONATE	586-1308
PRODUCT LINK, CELLULAR PL641	573-8121
QUICK COUPLER, HYDRAULIC	589-8297
CERTIFICATION ARR, P65	563-1163
INSTRUCTIONS, ANSI, USA	512-4284
SERIALIZED TECHNICAL MEDIA KIT	421-8926
COUNTERWEIGHT, MACHINE, EXTERNAL	345-5148
MOUNTING, FIRE EXTINGUISHER	563-7518
BUCKET-GP, 80", TEETH	279-5378
BUCKET-GP, 86", CUTTING EDGE	296-8192
CARRIAGE, 46", FORKS, 48", SSL	353-1697
RAKE, IND. GRAPPLE, 84" <i>2134mm (84") Wide, 11 tines included</i> <i>INCLUDES: 2 cylinders, 2 heavy duty grapple assemblies</i>	286-9301
MULCHER, HM418, XE/XHP <i>72" (1822mm) drum width - 38 Single bolt retention carbide teeth</i> <i>84" (2122mm) overall width, 8" (200mm) Max cutting diameter</i> <i>For use in hardwood applications</i> <i>INCLUDES: Dual speed motor, Pressure Gauge, Poly chain belt drive, Adjustable push/guard frame, Diverter Valve, Hydraulically operated front hood, Hydraulic lines with 3/4" quick disconnects, case drain line, and 14-pin electrical harness, mounting brackets and hardware.</i>	475-2800
BRUSHCUTTER, BR320, HF XPS <i>BR320 stands for High Flow XPS + working width ca. 2.0m</i> <i>1982mm (78") working width, 2032mm (80") overall width</i> <i>Hydraulic flow range: 76-130 l/min (20-34 gpm)</i> <i>Hydraulic pressure range: 150-280 bar (2,176-4,065 psi)</i>	610-2720
BROOM, UTILITY, BU118, POLY <i>2115mm (83") overall width, 1865mm (73") sweeping width</i> <i>660mm (26") brush diameter - brush material 100% polypropylene</i>	626-4232
KIT, WATER TANK, BROOM <i>Broom mounted water tank, capacity: 110 liter (29 US gallons)</i>	607-0593
BLADE, DOZER, 6-WAY, 92" <i>Overall width straight / full angled: 2342mm (92") / 2049mm (81")</i> <i>Hydr. Tilt +/- 10 degr, Angle/Rotation: 30 degr. left/right of center</i> <i>Overall height: 737mm (29")</i>	541-0945

WARRANTY & COVERAGE

Standard Warranty: 24 MONTHS / 2,000 HOURS FULL MACHINE
CSA 24 MO / 1,000 HOURS PM PARTS KIT (2023 BCP NAT'L OFFER)

SELL PRICE	\$278,220.00
SOURCEWELL DISCOUNT (21%)	(\$51,426.20)
PRICE	\$219,793.80
FREIGHT, PREP, MISC	\$2,950.00
NET BALANCE DUE	\$222,743.80
SALES TAX (8.75%)	\$19,490.08
AFTER TAX BALANCE	\$242,233.88

2023 Sourcewell Contract#032119-Cat

SELL PRICE
Accepted by _____ on _____

Signature

SELL PRICE
Accepted

SELL PRICE
Accepted

SELL PRICE
Accepted



168155-01

Jun 27, 2023

SAN BERNARDINO VALLEY MUNICIPAL WATER DISTRICT
Attention: Account Payable
380 E VANDERBILT WAY
SAN BERNARDINO, California 92408



SOURCEWELL MEMBER ID# 203958

Attention: MATTHEW FLORDELIS

Dear Sir,

We would like to thank you for your interest in our company and our products, and are pleased to quote the following for your consideration.

One (1) New Caterpillar Inc. Model: 450 Backhoe Loader including standard and optional equipment as listed below.

STOCK NUMBER: NS0020893 SERIAL NUMBER: YEAR: SMU:

We wish to thank you for the opportunity of quoting on your equipment needs. This quotation is valid for 30 days, after which time we reserve the right to re-quote. If there are any questions, please do not hesitate to contact me.

Sincerely,

Jose Farias
Machine Sales Representative
Phone 760.399.6404
Email jose.farias@quinncompany.com

One (1) New Caterpillar Inc. Model: 450 Backhoe Loader including standard and optional equipment as listed below.

Standard Equipment

CONSIST NOTE

THIS LISTING IS A GENERAL DESCRIPTION
OF A 450 BACKHOE LOADER EQUIPPED WITH

THE LOWEST CHARGE ITEMS.

BOOMS, STICKS, AND LINKAGES

17ft Center pivot excavator style
backhoe
Electrohydraulic operated joystick
hydraulic controls with pattern
changer valve
Electrohydraulic operated
stabilizer controls
Boom transport lock
Swing transport lock
Street pads stabilizer shoes

Anti-drift hydraulics
(Boom, Stick and E-Stick)
Cat Cushion Swing(tm) system
Bucket level indicator
Lift cylinder brace
Return-to-dig (auto bucket positioner)
Self-leveling loader with single lever
control
Transmission neutralizer switch
Single Tilt Loader

POWERTRAIN

Cat C4.4, 86kW (Net 131 HP/98kW)
Direct Injection Turbo Charged Engine,
with ACERT technology.
US EPA Tier4 Final Emissions Compliant
with Selective Catalytic Reduction(SCR)
Water separator with service indicator
Thermal starting aid system
Eco mode
A dry-type axial seal air cleaner with
integral precleaner, automatic dust
ejection system & filter condition
indicator
Hydraulically boosted multi-plate wet

disk brake with dual pedals & interlock
Differential lock
Spring Applied Hydraulic Release (SAHR)
parking brake
High Ambient Cooling Package
Torque converter
Autoshift transmission with 6 forward
and 3 reverse gears & neutral safety
switch
Spin-on fuel, engine oil & transmission
oil filters
Outboard planetary rear axles
Open Circuit Breather

HYDRAULICS

Load sensing, variable flow system
with 55 gpm axial piston pump
6 micron hydraulic filter
O-ring face seal hydraulic fittings
Caterpillar XT-3 hose

Hydraulic oil cooler
Pilot control shutoff switch
PPPC, Open Center with Flow Summation
Hydraulic suction strainer

ELECTRICAL

12 volt electrical start
150 ampere alternator
Horn and Backup Alarm

Key start/stop system
1,000 CCA maintenance free battery
Battery disconnect switch

Hazard flashers/turn signals
 Halogen head lights (4)
 Halogen rear flood lights (4)
 Stop and tail lights
 Audible system fault alarm

External/internal power receptacles(12v)
 Diagnostic ports for engine and machine
 Electronic Control Modules
 Remote jump start connector

OPERATOR ENVIRONMENT

Lighted gauge group
 Interior rearview mirror
 ROPS canopy, Rear Fenders
 2-inch retractable seat belt
 Tilt steering column
 Steering knob

Hand and foot throttle
 Automatic Engine Speed Control
 One Touch Low Idle
 Floor mat and Coat Strap
 Lockable storage area
 Air suspension seat

OTHER STANDARD EQUIPMENT

Hydrostatic power steering
 Standard Storage Box
 Transport tie-downs
 Ground line fill fuel tank with 44
 gallon capacity
 Ground line fill diesel exhaust fluid
 tank with 5 gallon capacity
 Rubber impact strips on radiator guards
 Bumper

CD-ROM Parts Manual
 Backhoe Safety Manual
 Operations and Maintenance Manual
 Lockable hood
 Tire Valve Stem Protection
 Long Life Coolant -30C (-20F)
 Counterweight - 974kg / 2147lbs
 Padlocks Qty 2

MACHINE SPECIFICATIONS

450 07B BACKHOE LOADER	575-9151
LANE 3 ORDER	0P-9003
CAB, DELUXE <i>Includes: Heating and Air Conditioning, window defroster, front & rear windshield wiper/washer system, left & right side doors with locks, coat hook, interior rear view mirror, tilt/tele steering column, floor mat, radio-ready headliner, two internal and two external 12v power sockets, auto-up stabilizers, and system indicators for</i>	575-9162
POWERTRAIN, 4WD, AUTOSHIFT	575-9165
GUARD, STAB LEG	517-4400
FAN	387-6682
STANDARD RADIO (12V)	540-2298
LINES, HYD COUPLER 17' E-STICK	578-9041
LINES, AUX COMBO,EXT STICK 17'	578-9035
COUPLING,QD,THREADED WITH CAPS	456-3390
SERIALIZED TECHNICAL MEDIA KIT	421-8926
INSTRUCTIONS, ANSI	488-2908
COUPLER, PG, HYDR.D.LOCK, 450	485-5290
BUCKET-MP, XD, 1.75YD3,PO,BOCE	521-6206
STABILIZER PADS, FLIP-OVER	488-2944
TIRES, 340 80R20/540 70R24, MX	533-0465
SEAT BELT, 3" SUSPENSION	206-1748
WORKLIGHTS (8) LED LAMPS	491-6736
SEAT, DELUXE FABRIC	558-9623
NETWORK MANAGER NONE	524-4029
PRODUCT LINK, CELLULAR PL641	518-9096
HYDRAULICS, MP, 6FCN/8BNK	575-9159
STICK, EXTENDABLE, ELHYD 17FT	578-8948
450 CPM LANE 3	628-8820
PINS, 60MM, MHE 10T-BHL 450	556-3635
BUCKET-HD, 18", 6.4 FT3, 60MM	547-7030
BUCKET-HD, 24", 9.5 FT3, 60MM	547-7031
BUCKET-HD, 36", 15.9 FT3, 60MM	547-7033
BUCKET-DC, 47", 9.5 FT3, 60MM	547-7081
THUMB, HYDRAULIC, 450	556-3630
THUMB, TINE, A 5	281-6708

BUCKET

WARRANTY & COVERAGE

Standard Warranty: 12 MONTHS FULL MACHINE
 Extended Coverage: 450-36 MO/2000 HR PREMIER
 CSA 36 MO / 1,500 HOURS PARTS ONLY (INCLUDES SOS) (QUINN CVA)

SELL PRICE	\$325,550.00
SOURCEWELL DISCOUNT (22%)	(\$71,621.00)
PRICE	\$253,929.00
FREIGHT, PREP, MISC	\$2,950.00
WARRANTY & CSA SERVICE	\$3,230.00
NET BALANCE DUE	\$260,109.00
TIRE FEE	\$7.00
SALES TAX (8.75%)	\$22,759.54
AFTER TAX BALANCE	\$282,875.54

2023 Sourcewell Contract#032119-Cat

F.O.B/TERMS:

Accepted by _____ on _____

SALES TAX

Signature

SALES TAX

SALES TAX



168159-02

Jun 27, 2023

SAN BERNARDINO VALLEY MUNICIPAL WATER DISTRICT
Attention: Account Payable
380 E VANDERBILT WAY
SAN BERNARDINO, California 92408

SOURCEWELL MEMBER ID# 203958

Attention: MATTHEW FLODELIS

Dear Sir,



We would like to thank you for your interest in our company and our products, and are pleased to quote the following for your consideration.

One (1) New Caterpillar Inc. Model: D4 Track Type Tractor including standard and optional equipment as listed below.

STOCK NUMBER: SERIAL NUMBER: YEAR: SMU:

We wish to thank you for the opportunity of quoting on your equipment needs. This quotation is valid for 30 days, after which time we reserve the right to re-quote. If there are any questions, please do not hesitate to contact me.

Sincerely,

Jose Farias
Machine Sales Representative
Phone 760.399.6404
Email jose.farias@quinncompany.com

One (1) New Caterpillar Inc. Model: D4 Track Type Tractor including standard and optional equipment as listed below.

Standard Equipment

POWERTRAIN

Air To Air AfterCooler (ATAAC)
Glowplug starting aid
3000 meter altitude operation capability
w/o de-rating
Hydraulically driven, variable speed fan
Aluminum bar plate cooling system
(radiator, powertrain, aftercooler)
Air cleaner with integrated pre-cleaner,
dust ejector and under hood air intake

Dual path, electronic control, closed-
loop hydrostatic transmission
Electric fuel priming pump
Fuel/water separator
Programmable/selectable bi-directional
shifting
Engine idle shutdown
Auto engine speed control

UNDERCARRIAGE

Heavy duty undercarriage
Center tread, sprocketed idler with
CAT abrasion, standard idler with HD
lifetime lubricated track rollers (8)

and idlers
Carrier rollers (2)
Hydraulic track adjusters
Replaceable sprocket rim segments

HYDRAULICS

Three valve hydraulics

Load sensing hydraulics

ELECTRICAL

Horn
Back-up alarm
12V converter, 10A
Diagnostic connector

Batteries, heavy duty, maintenance
free, 900 CCA
100A alternator (24 volt)
24V electric starter

OPERATOR ENVIRONMENT

ROPS/FOPS cab
Integrated A/C with automatic
temperature control
Seat, air suspended, cloth for cab
Seatbelt, retractable 76 mm (3")
Foot pads, dash
Color graphic 17.8 cm (7") display
with gauge for:
engine coolant temperature
hydraulic oil temperature
fuel level
Travel speed limiter, electronic
Engine RPM and gear display
Hour meter, electronic
Engine air cleaner service indicator,

Eco mode
Controls, seat mounted, fore/aft
adjustment
Armrests, adjustable
Mirror, rearview, inside
Single pedal combining deceleration and
braking functions
Independent forward/reverse speed
settings
Product link ready
Power port, 12V
Coat hook
Storage compartment
Cup holder
Floor mat, rubber, heavy duty

electronic
Water-in-fuel indicator, electronic
Throttle switch, rotary

Intermittent wiper
12V radio ready (plug and play)

FLUIDS

Antifreeze coolant (-37C / -34.6F)

Extended life coolant

OTHER STANDARD EQUIPMENT

C-frame, variable pitch link, hydraulic
cylinder and lines
Engine enclosures
Hinged radiator louvered grill
Swing-out radiator fan
Front pull device
Rigid drawbar

Vandalism protection
Ecology drains (engine, powertrain and
implement oil, engine coolant)
Scheduled Oil Sampling (SOS) ports
(engine, powertrain, implement oil)
Heavy duty crankcase guard

MACHINE SPECIFICATIONS

D4 VPAT TRACTOR	575-5168
Including C4.4 TTA Caterpillar ACERT diesel engine. Meets EPA Tier 4	
Final and EU Stage V emission standards with DPF and DOC.	
REGIONAL PACKAGE, AM-N	578-7519
CONFIGURATION 16A VPAT, HRC <i>Basic structure for a Variable Pitch Angle Tilt (VPAT) tractor.</i>	581-0392
ENGINE <i>C4.4 TTA Caterpillar ACERT diesel engine. Meets EPA Tier 4 Final and EU Stage V emission standards with DPF and DOC.</i>	577-5974
POWERTRAIN	577-5975
AIR CLEANER, STANDARD	584-4810
UNDERCARRIAGE, HEAVY DUTY <i>Heavy Duty undercarriage with 8 rollers and 2 carrier rollers.</i>	431-7080
TRACK, 22", ES, HD	379-3982
GUARD, TRACK GUIDING, F&R	382-6524
RIPPER READY PACKAGE	578-0536
PITCH, BLADE, MANUAL	579-0200
FAN, DEMAND, REVERSING <i>Electronically controlled hydraulic demand fan drive. Automatically adapts cooling to engine heat load. Allows to reverse air flow through the radiator.</i>	566-5454
STARTER, STANDARD	465-5604
LIGHTS, 8, LED <i>Provides 8 LED working lamps, all cab mounted, 4 facing forward, 4 facing rearward.</i>	578-6934
CAB PACKAGE, HEAVY DUTY <i>Includes :</i> <i>-Heavy Duty cab with polycarbonate windows,</i> <i>-Air suspension seat,</i> <i>-Standard joystick control handles,</i>	576-6089
REAR VIEW CAMERA	581-1606
CONTROL, PREMIUM DISPLAY <i>INCLUDES:</i> <i>- STABLE BLADE - TRACTION CONTROL - SLOPE INDICATE</i>	579-2171
PRODUCT LINK, CELLULAR PLE743	578-9247
TANK FUEL, STANDARD	585-3842
PROTECTION PACKAGE, STANDARD	578-7617
RIPPER PACKAGE, STRAIGHT <i>Includes: - Ripper, Multi-shank.</i> <i>Ripper, hydraulic, parallelogram rear-mounted.</i> <i>Three straight shank ripper teeth</i>	579-2337
HYDRAULIC OIL, STANDARD	525-6315
PROTECTION, CYLINDER ROD	0P-3940
ANTIFREEZE WINDSHIELD WASHER	0P-1939
SERIALIZED TECHNICAL MEDIA KIT	421-8926
BLADE, 126" ARO	582-6693
SHOVEL, FASTENER	600-6304
DUAL SLOPE BOARD	Veeco

WARRANTY & COVERAGE

Standard Warranty: 12 MONTHS FULL MACHINE
Extended Coverage: D4_NEW-36 MO/2000 HR PREMIER
CSA 36 MO / 1,500 HOURS PARTS ONLY (INCLUDES SOS) (QUINN CVA)

SELL PRICE	\$354,114.00
SOURCEWELL DISCOUNT (23%)	(\$81,446.22)
PRICE	\$272,667.78
DOUBLE SLOPE BOARD ATTACHMENT	\$20,600.00
FREIGHT, PREP, MISC	\$3,350.00
WARRANTY & CSA SERVICE	\$3,230.00
NET BALANCE DUE	\$299,847.78
SALES TAX (8.75%)	\$26,236.68
AFTER TAX BALANCE	\$326,084.46

2023 Sourcewell Contract#032119-Cat

F.O.B/TERMS:

Accepted by _____ on _____

Signature

DATE: August 15, 2023
TO: Board of Directors
FROM: Bob Tincher, Chief of State Water Initiatives/Deputy General Manager
SUBJECT: State Water Project Report

Staff Recommendation

Receive and file

Summary

This report provides an update on the State Water Project and related topics.

Background

1. State Water Project

- a. The pump repair at Pearblossom Pumping Plant, just upstream from Lake Silverwood, was completed about the middle of July. Deliveries on the East Branch of the State Aqueduct were reduced by about 10% during this outage.
- b. From March through June of this year, 423,292 acre-feet of Article 21 water was offered to the State Water Contractors with nearly all of that water being requested and delivered. San Bernardino Valley received 8,236 acre-feet of Article 21 deliveries this year. Runoff continues to be high in Northern California and the Department of Water Resources is anticipating that Article 21 deliveries will be available again this fall. "Article 21 water", named after the article in our State Water Contract, is made available to the State Water Contractors in wet years, in addition to their State Water Project allocation, when all other water needs have been met and there is still runoff available to divert.
- c. The unique hydrologic conditions, and other factors, this year are making it difficult for the State Water Contractors to make full use of this year's 100 percent allocation. This year began much like the previous year with an early wet season that then turned dry. Since last year's allocation was only 5%, the State Water Project was preparing for another dry year. Then, a series of atmospheric rivers occurred late in the rainy season which resulted in a late increase in the State

Water Project allocation. By the time the 100% allocation was announced, about 1/3 of the calendar year had passed. In these rare, extremely wet years, it is challenging to take delivery of a 100% allocation in 12 months making it nearly impossible to take in 8 months. So, the State Water Contractors are doing their best to take as much of this year's water as possible.

The Department of Water Resources is predicting that San Luis Reservoir will likely be full at the end of this year. The net result will be that Lake Oroville and San Luis Reservoir will start next year with higher storage levels which will result in a higher initial allocation for 2024.

2. Delta Conveyance

- a. The Delta Conveyance Project continues to progress through the planning and permitting phase with the Final Environmental Impact Report expected by the end of this year. A summary of the progress made over the past fiscal year is attached for your information.

3. Sites Reservoir

- a. The latest status report and planning and permitting schedule for the project is attached for your information.

District Strategic Plan Application

Supplemental water from the State Water Project helps San Bernardino Valley achieve its mission to work collaboratively to provide a reliable and sustainable water supply to support the changing needs of our region's people and environment.

Fiscal Impact

None

Attachments

1. State Water Project Article 21 Program Summary, March 22 – June 27, 2023
2. Delta Conveyance Project progress summary for fiscal year 2022-23
3. Sites Reservoir Project monthly status report and schedule

**STATE WATER PROJECT
ARTICLE 21 PROGRAM SUMMARY (AF)
MAR 22 - JUN 27, 2023**

SWP CONTRACTORS	MAXIMUM TABLE A (AF)	TOTAL AVAILABLE (AF)	TOTAL REQUESTED (AF)	TOTAL ALLOCATED (AF)
FEATHER RIVER				
COUNTY OF BUTTE	27,500		-	-
PLUMAS COUNTY FC&WCD	2,700		-	-
CITY OF YUBA CITY	9,600		-	-
Subtotal	39,800		-	-
NORTH BAY				
NAPA COUNTY FC&WCD	29,025		-	-
SOLANO COUNTY WA	47,756		-	-
Subtotal	76,781		-	-
SOUTH BAY				
ALAMEDA COUNTY FC&WCD-ZONE 7	80,619		2,360	2,360
ALAMEDA COUNTY WD	42,000		-	-
SANTA CLARA VALLEY WD	100,000		25,135	25,135
Subtotal	222,619		27,495	27,495
SAN JOAQUIN VALLEY				
OAK FLAT WATER DISTRICT	5,700		-	-
COUNTY OF KINGS	9,305		4,171	4,171
DUDLEY RIDGE WATER DISTRICT	41,350		27,530	27,530
EMPIRE WEST SIDE ID	3,000		-	-
KERN COUNTY WA	982,730		106,928	106,928
TULARE LAKE BASIN WSD	87,471		-	-
Subtotal	1,129,556		138,629	138,629
CENTRAL COASTAL				
SAN LUIS OBISPO COUNTY FC&WCD	25,000		-	-
SANTA BARBARA COUNTY FC&WCD	45,486		2,644	2,644
Subtotal	70,486		2,644	2,644
SOUTHERN CALIFORNIA				
ANTELOPE VALLEY-EAST KERN WA	144,844		25,810	25,544
SANTA CLARITA VALLEY WATER AGENCY	95,200		1,500	1,500
COACHELLA VALLEY WD	138,350		12,606	11,125
CRESTLINE-LAKE ARROWHEAD WA	5,800		-	-
DESERT WATER AGENCY	55,750		5,080	4,484
LITTLEROCK CREEK ID	2,300		40	40
THE METROPOLITAN WATER DISTRICT OF	1,911,500		174,169	153,705
MOJAVE WATER AGENCY	89,800		36,572	35,465
PALMDALE WATER DISTRICT	21,300		4,730	4,730
SAN BERNARDINO VALLEY MWD	102,600		8,236	8,236
SAN GABRIEL VALLEY MWD	28,800		294	294
SAN GORGONIO PASS WA	17,300		6,009	5,269
VENTURA COUNTY WPD	20,000		2,079	2,079
Subtotal	2,633,544		277,125	252,471
TOTAL	4,172,786	423,292	445,893	421,239

WEEK	FROM	TO	AVAILABLE	REQUESTED	ALLOCATED
W01	22-Mar	28-Mar	52,760	62,243	52,760
W02	29-Mar	4-Apr	65,950	69,498	65,122
W03	5-Apr	11-Apr	62,479	65,453	61,738
W04	12-Apr	18-Apr	47,206	53,802	46,722
W05	19-Apr	25-Apr	37,442	37,442	37,442
W06	26-Apr	2-May	35,847	35,847	35,847
W07	3-May	9-May	17,409	17,409	17,409
W08	10-May	16-May	13,451	13,451	13,451
W09	17-May	23-May	12,149	12,149	12,149
W10	24-May	30-May	10,693	10,693	10,693
W11	31-May	6-Jun	13,763	13,763	13,763
W12	7-Jun	13-Jun	15,344	15,344	15,344
W13	14-Jun	20-Jun	17,188	17,188	17,188
W14	21-Jun	27-Jun	21,611	21,611	21,611
TOTAL			423,292	445,893	421,239

June 30, 2023

Dear DCA Member Agencies and Staff,

The Delta Conveyance Authority continues to forge ahead with great progress in design, engineering, outreach, and support for DWR’s environmental process for the Delta Conveyance Project. As we come to the end of FY2022-23, I felt it was a good time to provide a brief recap of the many accomplishments and the momentum moving the project forward.

Here are just a few highpoints:

- The Governor’s Office continues to prioritize the Delta Conveyance, emphasizing that this project would modernize the State Water Project to protect supplies for every two of three Californians and help California to capture, store, and move water when it is available to better endure dry years. And while the DCP is not in the Build Cleaner, Faster package, nothing in the legislation would have changed or abrogated CEQA review requirements. Our entire project delivery process, assuming DWR moves forward, is designed without it, so nothing has changed.
- DCA supported DWR with the release of its Draft EIR in July 2022. Our team helped review 7,000+ individual public comments, responded to requests for engineering clarifications, and participated in agency coordination. The project continues to go through the environmental process, with an expected release of the Final EIR by DWR at the end of 2023.
- DCA engineers produced conceptual engineering documents, engineering project reports, and continued to identify potential refinements in project footprint, cost, and schedule.
- The FY2023-24 budget was approved in June by the DCA’s seven-member Board of Directors, comprised of representatives from 16 of the Public Water Agencies (PWAs) serviced by the State Water Project (SWP).
- The DCP outreach team continues to provide detailed information about the project in communities throughout the Delta. In the last fiscal year, the DCA team has provided more than 150 people with detailed, boots on the ground tours along the proposed Bethany Alignment and throughout the Delta. The DCP outreach team has been engaged in significant outreach and briefings with stakeholders across the state. The team continues to engage community members with information tables at community events within Delta communities. The DCA’s social media platforms have been extremely successful, pushing out information to stakeholders with an average of about 100,000 impressions each month.
- DCA engineers conducted geotechnical soil testing along the SR-160, successfully completing 19 borings and 10 cone penetration tests. Information gathered during soil testing is imperative to developing an accurate understanding of the subsurface conditions, which is essential to allow DWR to consider project alternatives.



All of this is a reflection of our DCA team, made up of world class professionals who are working to deliver this critically important project for the State of California. We all thank you for your hard work and commitment to building the infrastructure to deliver water for 27 million people and 750,000 acres of farmland in California.


It is also a reflection of the deep commitment of our partner agencies, who are dedicated to ensuring their communities have access to safe, affordable water. For two-thirds of Californians, the Delta Conveyance Project is a lifeline to secure water supplies into the future by fortifying the State Water Project - the backbone of California's water network.

As DWR moves forward with finalizing the CEQA process, we continue to work collaboratively with DWR, our member agencies, and stakeholders across the state to develop a proposed project that will serve the people of California by modernizing aging infrastructure to protect California's drinking water against extreme weather conditions, sea level rise, and seismic instability, while meeting environmental protections for fisheries and water quality in California's Delta communities and beyond.

This is important work. Thank you for your continued engagement and support as we move this complex project forward.

Sincerely,

Graham Bradner
DCA Executive Director



Engineering a Reliable Water Supply for California

The DCA's mission is to plan, permit, design and, if the proposed project is approved by DWR, build a modernized state-of-the-art sustainable, resilient, environmentally responsive, and cost-effective Delta Conveyance Project that resolves the long-standing need to assure affordable State Water Project reliability serving future generations of Californians in a way that respects the uniqueness of the Delta as a place and its communities.

facebook.com/deltaconveyance
twitter.com/dcdcainfo
bit.ly/3CILgIX

WWW.DCDCA.ORG

Sites Reservoir Project Monthly Status Report

Report Period: June 2023

Monthly Status Summary:

The development of the Sites Project continues to make progress in the critical areas, including the following activities:

Engineering:

- Continued DSOD coordination.
- Continued preliminary engineering design and analysis: dams, I/O, roads, conveyance, and system hydraulics.
- Continued coordination and execution of geotechnical investigation Work Package 2 activities.

Coordination with Reclamation:

- Meetings with Reclamation and DWR regarding the Operations Coordination Agreement.
- Ongoing weekly NEPA coordination meetings, focusing on finalization of the EIR/EIS, including coordination of upcoming review by Reclamation regional management and schedule for DC EIS briefings and approval for publication.
- Initiated weekly MOA and Financial Assistance Agreement weekly coordination meetings, focusing on completion and execution of the MOA and the next Financial Assistance Agreement.

Environmental Planning and Permitting:

- Final edits to the Administrative Final EIR/EIS were resolved. Submittal Final EIR/EIS to Reclamation Regional Management for review.
- Initiated preparation of components of the administrative record for posting online, consistent with SB 149.
- Continued development of CEQA Findings and Statement of Overriding Considerations.
- Ongoing AB 52 consultation activities with the Cachil Dehe Band of Wintun Indians and Paskenta Band of Nomlaki Indians.
- Continued development of the draft Reservoir Management Plan, Clean Water Act 404/401 permit applications, Master Streambed Alteration Agreement, and the Project's Adaptive Management Plan.
- Continued with fieldwork for portions of the Aquatic Study Plan.
- Initiated biological and botanical surveys to confirm landcover and assess species

presence/absence.

- Continued development of the Operations ITP application.
- Submitted the Revised Construction ITP application. Awaiting CDFW to determine the materials complete for the purpose of starting the statutory timeline to receive a permit.
- Continued development of the Proposition 1 Adaptive Management Plans for WSIP ecosystem, recreation and flood benefits.
- Continued development of the Biological Assessment including technical discussions with Reclamation.
- Completed development and submitted to the State Water Resources Control Board, Division of Water Rights evaluations of the Project's interactions with the proposed Voluntary Agreements.

Operations:

- Continued effort to develop Sites CalSim 3 model.

Stakeholder Engagement, Public Outreach & Real Estate:

- Planning for communications associated with the roll-out of the Final EIR/EIS and the Water Right process.
- Ongoing coordination with landowners to discuss TROE for geotechnical, biological, environmental, and cultural field activities and other real estate actions.

Program Management & Administration:

- Distributed Draft 1 of the Benefits & Obligations Contract for Participant input.



Sites Reservoir Project

Work Plan Progress Reporting

#	Activity Name	Start	Finish	2023												2024												2025												2026	
				Jun	Jul	Aug	Sep	Oct	Nov	Dec	Jan	Feb	Mar	Apr	May	Jun	Jul	Aug	Sep	Oct	Nov	Dec	Jan	Feb	Mar	Apr	May	Jun	Jul	Aug	Sep	Oct	Nov	Dec	Jan	Feb					
1	What do we get?																																								
2	Final Operating Agreement - Sites/DWR/Reclamation	19-Apr-22 A	29-Feb-24	Final Operating Agreement - Sites/DWR/Reclamation																																					
3	Submit Water Right Permit Application		11-May-22 A																																						
4	Operations Plan, Version 2	02-Jun-23 A	23-Aug-24	Operations Plan, Version 2																																					
5	Develop Participant Specific Model	05-Jun-23 A	21-Feb-24	Develop Participant Specific Model																																					
6	Final EIR / EIS (ROD) - Complete		08-Sep-23	◆ Final EIR / EIS (ROD) - Complete																																					
7	CWA 404 / 401 - Submit Final Permit Applications		15-Nov-23	◆ CWA 404 / 401 - Submit Final Permit Applications																																					
8	Receive CESA ITP - Construction		20-Dec-23	◆ Receive CESA ITP - Construction																																					
9	Federal ESA - Receive Project Construction & Program Operations BiOps		28-Feb-24	◆ Federal ESA - Receive Project Construction & Program Operations BiOps																																					
10	Receive CESA ITP - Operations		30-Apr-24	◆ Receive CESA ITP - Operations																																					
11	Water Right Permit Issued		31-Dec-24*	◆ Water Right Permit Issued																																					
12	Federal ESA - Receive Project Operations BiOps		16-Apr-25	◆ Federal ESA - Receive Project Operations BiOps																																					
13	What does it cost?																																								
14	Geotech EA/IS	03-Jan-22 A	28-Jul-22 A																																						
15	Landowners Access Agreements for Geotech	22-Mar-22 A	30-May-24	Landowners Access Agreements for Geotech																																					
16	Geotech Work Package #1	06-Sep-22 A	30-Dec-22 A																																						
17	Geotech Work Package #2	02-Jan-23 A	30-Jun-23 A																																						
18	Mitigation Cost Estimate Update	25-Apr-23 A	26-Jun-23 A																																						
19	Geotech Work Package #3	03-Jul-23 A	29-Dec-23	Geotech Work Package #3																																					
20	Geotech Work Package #4	02-Jan-24	31-Dec-24	Geotech Work Package #4																																					
21	Land Cost Established		27-Jun-24	◆ Land Cost Established																																					
22	Project Unit Cost Update Complete		30-Jul-24	◆ Project Unit Cost Update Complete																																					
23	How do we pay?																																								
24	Financing Check-In Q2-2022		01-Jul-22 A																																						
25	WIFIA Loan Application	05-Jul-22 A	30-Mar-23 A																																						
26	Financing Check-In Q3-2022		07-Oct-22 A																																						
27	Submittal of Final WIFIA Application		30-Mar-23 A	◆ Submittal of Final WIFIA Application																																					
28	Financing Check-In Q1-2023		03-Apr-23 A	◆ Financing Check-In Q1-2023																																					
29	Master Agreement & WIFIA Loan #1 Negotiation	04-Apr-23 A	31-Jul-24	Master Agreement & WIFIA Loan #1 Negotiation																																					
30	Participants Ready for Finance		28-Jun-24	◆ Participants Ready for Finance																																					
31	Investor Commitment																																								
32	Investor Commitment		29-Jan-25	◆ Investor Commitment																																					
33	Construction																																								
34	Construction Groundbreaking	09-May-25		◆ Construction Groundbreaking																																					

DATE: August 15, 2023
TO: Board of Directors
FROM: Bob Tincher, Chief of State Water Initiatives/Deputy General Manager
SUBJECT: Presentation on the State Water Contractors

Staff Recommendation

Receive and file.

Summary

San Bernardino Valley is a member of the State Water Contractors (SWC), an association of twenty-seven public water agencies throughout the State of California. At this meeting, staff will provide an overview of the SWC accomplishments for the prior year and the objectives for the coming year.

Background

The SWC represents the legal, policy and regulatory interests of the State Water Project (SWP) contractors, who are responsible for the capital and ongoing operational costs of the SWP. The SWC works in partnership with other water organizations and coordinates with the Department of Water Resources on behalf of its members. Its mission is:

“To advocate on behalf of our members for improved supply reliability and water quality based on sensible, science-based policies related to the State Water Project that result in sustainable and cost-effective management of the SWP for California’s citizens, economy and environment.”

The SWC has nine staff which essentially act as an extension of the San Bernardino Valley team. They are strategically located in the City of Sacramento directly across the street from the Capital. Their fiscal year 2023-24 budget is around \$9 million which is generally proportioned amongst the participating water agencies using metrics like SWP allocation and actual SWP water deliveries for the previous year. San Bernardino Valley’s portion of the 2023-24 SWC budget is about \$278,000, or about 3% of the total.

District Strategic Plan Application

Supplemental water from the State Water Project helps San Bernardino Valley achieve its mission to “work collaboratively to provide a reliable and sustainable water supply to support the changing needs of our region’s people and environment.”

Fiscal Impact

This report is provided for informational purposes only.

STATE WATER CONTRACTORS

ACCOMPLISHMENTS FOR FY 22-23 AND OBJECTIVES FOR FY 23-24

AUGUST 1, 2023



THE “STATE WATER CONTRACTORS”



- Distinct From Individual SWP Contractors
- Non-Profit Mutual Benefit Corporation
- Membership Open to all Contractors
- 27 of 29 Contractors Represented
- Board of Directors (executive level staff from participating agencies)
 - 9 Directors
 - Represent 8 different areas of the SWP

STATE WATER CONTRACTORS APPROACH

- Limited Staff (9), plus consultants
- “Translate” to/from DWR
- Emphasis on Leveraging Staff Efforts through working with DWR
- Eyes, ears, mouth of the SWP contractors
- Work with Staff and DWR Executives



2022-23 HIGHLIGHTS

■ SWP/Water Supply

- Implemented the dry year transfer program
- Provided support and coordination related to the CFM role
- Signed VA MOU/term sheet
- Interim operations engagement
- Returned to in-person/hybrid meetings
- Significant movement on Sisk Dam cost share
- Began SWP storage investigations
- Moved forward on contract extension, including successful litigation
- Addressed North Bay Aqueduct weed and screen unnecessary permit condition
- Completed South Bay Aqueduct reliability improvements
- SWC engaged DWR to work with the SWB and DFW on TUCPs and curtailments **resulting in over 500,000 AF of stored water for 2023**
- Held a legislative briefing on SWP issues

- Began the Water Surcharge RB workshops and strategy development with DWR

■ Energy

- Completed [SWC] Energy Roadmap (SB100 2045 timeline)
- SB1020 (2035 timeline for DWR): Significant amendments to **reduce cost impacts by over \$2B**

■ Science

- Held another science symposium on San Joaquin River import:export (i:e) ratio

■ Delta Conveyance

- Released DCP Draft EIR

OBJECTIVES FOR 2023-24

- Business Practices
- Energy
- Infrastructure
- Outreach
- Science
- Water Supply



BUSINESS PRACTICES



- DWR Chief Financial Manager Roles and Coordination
- Outstanding State Water Contract items:
 - Cost-debt reconciliation
 - Project interest rate
 - Surcharge resolution
- State Water Contract Extension Implementation
- Process of Affordability (earlier coordination with DWR on the SWP budget)

ENERGY

- Energy Roadmap (SWC Strategy)
 - SB49: Opportunities and constraints for operational and structural upgrades to the SWP to aid California in achieving its climate and energy goals
- SBI020: 100% renewable energy resources and zero-carbon resources for DWR by December 31, 2035
- FERC Relicensing- Oroville and SoCal facilities
- Tracking Rate Cases



SWP INFRASTRUCTURE

- Maintenance
 - Asset Management
 - CA Aqueduct Subsidence
 - SWP Dam Safety
 - Sisk Dam
 - Oroville Comprehensive Needs Assessment
- New Infrastructure
 - Storage Investigations
 - Delta Conveyance



OUTREACH



- SWP education and awareness
- Highlighting science research programs and results
- Responding to legislative and regulatory threats
- Advocacy in the Capitol
- SWC is being asked to actively participate by the State
- SWC solicited for comments by the news media

LEGISLATIVE/BUDGET FOCUS



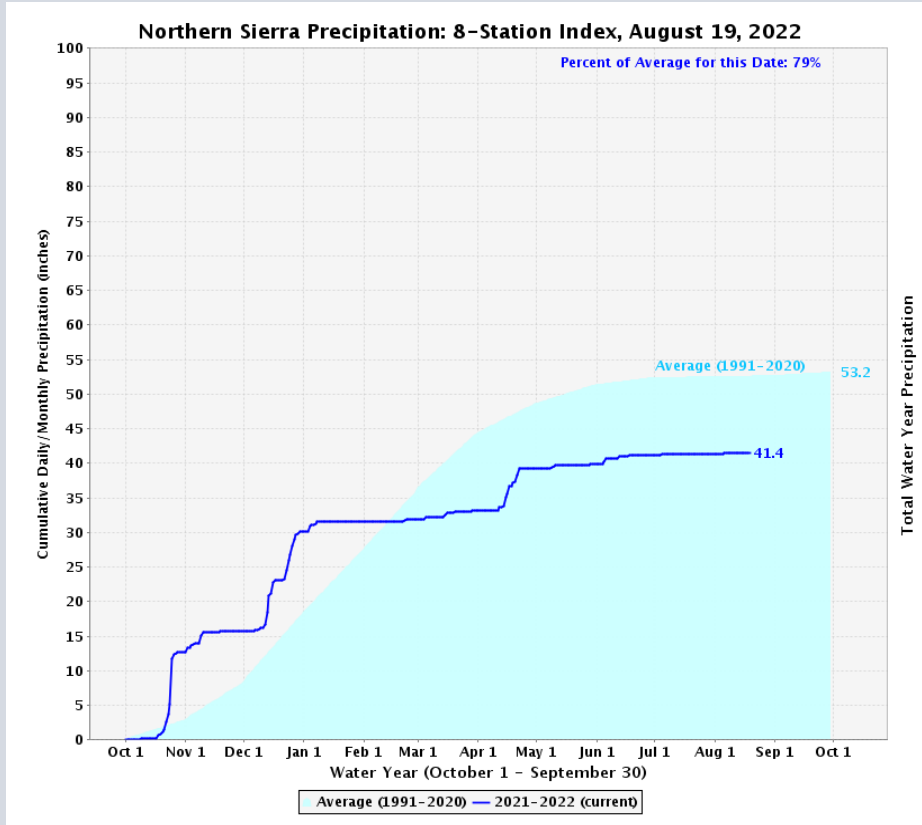
- Budget
 - Oroville Pumped Storage
- Policy Bills
 - Water Rights Bills
 - Delta Conveyance
 - Groundwater Recharge
- Climate bond?

SCIENCE

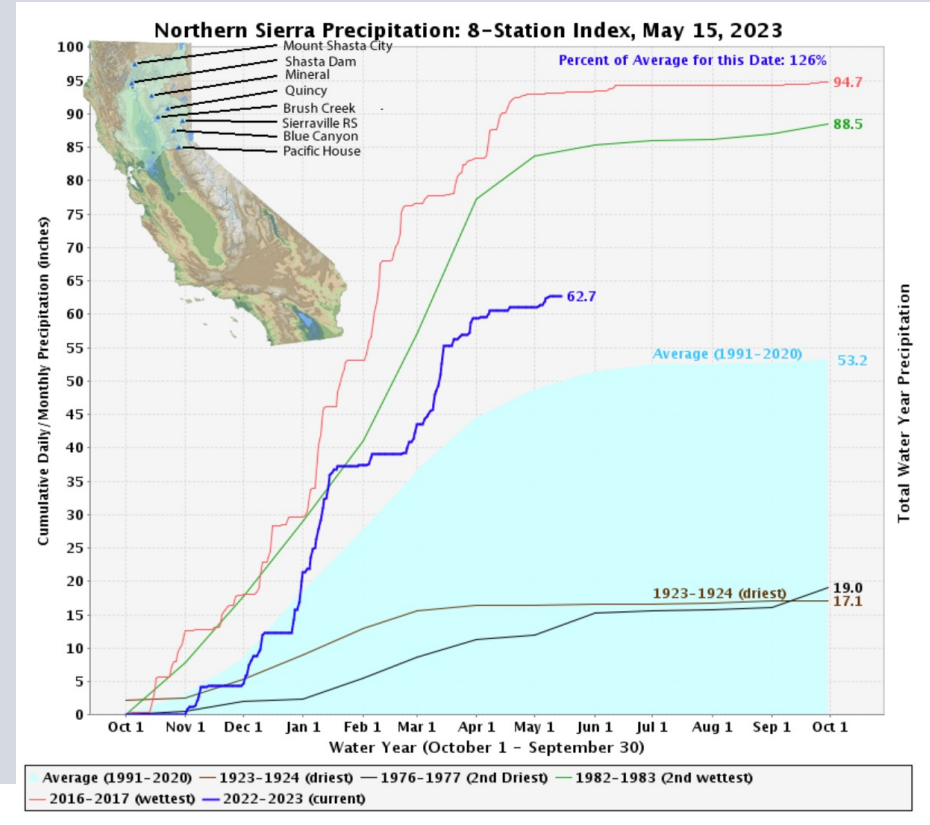
- Using science to determine what endangered species need
- Administering approx. 35 contracts
- Science Program Solicitation **NEW!**
- Coordinating other PWA efforts
- **Collaborative** Science and Adaptive Management Program (CSAMP) and Collaborative **Adaptive** Management Team (CAMT)
- Research results symposiums
- Steps toward adaptive management
 - SWC salmon recovery program
 - SWC responsive science for Delta Smelt in 2023 recognized and appreciated by the State



LAST YEAR (2021-22)



THIS YEAR (2022-23)



Prominent stair step patterns - need to take water when available and store for when it's not.

WATER SUPPLY



- SWP Operations
 - Federal ESA Biological Opinion Litigation and Reconsultation for the SWP
 - State ESA incidental take permit
 - Voluntary Agreement Framework
 - Could resolve litigation issues
- New Infrastructure
 - Delta Conveyance
 - Tracking/reporting
 - SWC Amendment
- Increased emphasis on San Joaquin River conditions which affect the SWP delivery amount

OVERALL 2023/24 PRIORITIES

Improved SWP
financial tracking and
understanding

Resolution of
environmental
litigation/proceeding
with Voluntary
Agreement

Energy Roadmap and
SB49 implementation

Continued Bay-Delta
science and research
engagement

Delta Conveyance
planning and permitting

SWP Storage
Investigation

Continue public
outreach on SWP
priorities

**SAN BERNARDINO VALLEY MUNICIPAL WATER DISTRICT
 RECAP OF DIRECTORS FEES AND EXPENSE REIMBURSEMENT
 PAID IN THE MONTH OF JULY 2023**

	GIL BOTELLO	MILFORD HARRISON	JUNE HAYES	PAUL KIELHOLD	SUSAN LONGVILLE
DIRECTOR COMPENSATION - JUNE MEETINGS	2,990.00	2,990.00	2,392.00	2,093.00	2,990.00
EXPENDITURES / REIMBURSEMENTS					
EDUCATION					
ASSOCIATION OF S.B. COUNTY SPECIAL DISTRICT ASSN - 7/17/23		40.00	40.00	40.00	
TRAVEL					
MILEAGE REIMBURSEMENT - MEETINGS OUTSIDE DISTRICT SERVICE AREA					
MILEAGE REIMBURSEMENT - MEETINGS WITHIN DISTRICT SERVICE AREA					
MEALS					
LODGING					
MISCELLANEOUS					

THIS REPORT IS PROVIDED IN ACCORDANCE TO RESOLUTION 1100

EACH BOARD MEMBER SHALL BE PROVIDED WITH A MONTHLY REPORT SHOWING THE AMOUNT OF COMPENSATION OR REIMBURSEMENT REQUESTED BY EACH BOARD MEMBER.



Director's Activity Report

Director's Name **Gil J. Botello**

Month Reporting Activity **July 2023**

	Date	Meeting/Activity Description	Explanation	Max 10/month	Travel Cost Estimate (Staff)
1	07/03/2023	Other	Senate Natural Resources & Water Committee	\$299	
2	07/06/2023	Workshop - Policy	Valley District	\$299	
3	07/07/2023	Other	Division II Constituent Meeting	\$0	
4	07/11/2023	Workshop - Resources	Valley District	\$299	
5	07/12/2023	Other	Are You a Beaver Believer - Beavers in California	\$0	
6	07/13/2023	Conference with General Manager	Debt Fund Budget Workshop	\$299	
7	07/14/2023	Other	Proposed Updates to the Drinking Water Cost Assessment Model	\$299	
8	07/18/2023	SAWPA Mtg	SAWPA Commission Meeting	\$0	
9	07/18/2023	Valley District Board Mtg 2	Valley District	\$299	
10	07/19/2023	Other	Meeting with Valley District Staff on Demand Management Presentations	\$299	
11	07/20/2023	Other	The Climate Center: Cleantech Business for a Climate-Safe Future	\$299	
12	07/21/2023	Other	SBCTA - Ribbon Cutting Ceremony Base Line Interchange Project	\$299	
13	07/24/2023	SAWPA Mtg	Emerging Constituents Program Task Force	\$0	
14	07/25/2023	Retail Agency Board Meeting	SBMWD Board Meeting DMI Check Presentation	\$299	
15	07/25/2023	SAWPA Mtg	Basin Monitoring Task Force Mtg	\$0	
Total Requested Compensation				\$ 2,990.00	

The undersigned certifies that the claims hereby stated are for authorized activities as described in the District's approved Resolution establishing rules and procedures for compensation of Directors.



Signed: _____

Date: **07/31/2023**



Director Request for Compensation & Public Disclosure Form

Director's Name **T. Milford Harrison**

Month Reporting Activity **JULY 2023**

Date	Meeting/Activity Description	Explanation Provide description of the meeting or activity and brief explanation on the benefits to the District and work of the Board by your attendance. (Not required for Valley District meetings)	Max 10/month	Travel Cost Estimate (Staff)
07/06/2023	Workshop - Policy	POSTED AGENDA	\$299	
07/10/2023	CSDA Mtg	ASBCSD BOARD MEETING – MONTHLY	\$299	
07/11/2023	Workshop - Engineering	POSTED AGENDA	\$299	
07/13/2023	Conference with General Manager	CONFERENCE WITH SUPERVISOR BACA RE: SEPTIC TO SEWER	\$299	
07/14/2023	Assigned Committee Mtg HCP GOV. R.	HCP GOVT. RELATIONS COMMITTEE	\$299	
07/17/2023	CSDA Mtg	ASBCSD MONTHLY DINNER MEETING	\$299	
07/18/2023	Valley District Board Mtg 2	POSTED AGENDA	\$299	
07/25/2023	Other CONFERENCE RE. CHECK PRES	CONF. WITH KELLEY RE: CHECK PRESENTATIONS AND ASBCSD DINNER PLANS	\$299	
07/26/2023	Assigned Committee Mtg	MONTHLY NATIONAL HABITAT CONSERVATION PLAN COALITION MEETING	\$299	
07/28/2023	Other	CENTRAL VALLEYFLOOD PROTECTION BOARD DELTA CONVEYANCE PRESENTATION	\$299	
	Select from List		Per diem?	
	Select from List		Per diem?	
	Select from List		Per diem?	
	Select from List		Per diem?	
	Select from List		Per diem?	
Total Requested Compensation			\$ 2,990.00	\$ 0.00

The undersigned certifies that the claims hereby stated are for authorized activities as described in the District's approved Resolution establishing rules and procedures for compensation of Directors.

Signed: **T. MILFORD HARRISON** Digitally signed by T. MILFORD HARRISON
Date: 2023.06.05 13:49:16 -07'00'

Date: **08/08/2023**



Director's Activity Report July 2023

Director's Name June Hayes

Month Reporting Activity

	Date	Meeting/Activity Description	Provide description of the meeting or activity and brief explanation on the benefits to the District and work of the Board by your attendance. (Not required for Valley District meetings)	Explanation	Max 10/month	Travel Cost Estimate (Staff)
1	07/06/2023	Workshop - Policy			\$299	
2	07/06/2023	WWWD meeting			\$0	
3	07/07/2023	WACO			\$299	
4	07/11/2023	Workshop - Resources			\$299	
5	07/12/2023	CNRA meeting			\$299	
6	07/13/2023	Debt services			\$299	
7	07/17/2023	Special Districts			\$299	
8	07/20/2023	HRP Committee			\$299	
9	07/27/2023	OWOW			\$299	
10					Per diem?	
11					Per diem?	
12					Per diem?	
13					Per diem?	
14					Per diem?	
15					Per diem?	
Total Requested Compensation					\$ 2,392.00	

The undersigned certifies that the claims hereby stated are for authorized activities as described in the District's approved Resolution establishing rules and procedures for compensation of Directors.

Digitally signed by June D Hayes
Date: 2023.08.05 10:36:58 -0700

Signed: June D Hayes

Date: 08/09/2023



Director's Activity Report

Director's Name **Paul Kielhold**

Month Reporting Activity July 2023

	Date	Meeting/Activity Description	Explanation Provide description of the meeting or activity and brief explanation on the benefits to the District and work of the Board by your attendance. (Not required for Valley District meetings)	Max 10/month	Travel Cost Estimate (Staff)
1	07/06/2023	Workshop - Policy		\$299	
2	07/11/2023	Workshop - Engineering		\$299	
3	07/12/2023	SBV Water Conservation District Mtg		\$299	
4	07/12/2023	Retail Agency Board Meeting	EVWD	\$0	
5	07/13/2023	Other	Debt Service Fund Budget	\$299	
6	07/17/2023	ASBCSD		\$299	
7	07/18/2023	Valley District Board Mtg 1		\$299	
8	07/19/2023	Other	SBV Conservation Trust	\$299	
9				\$0	
10				\$0	
11				\$0	
12		Select from List		Per diem?	
13		Select from List		Per diem?	
14		Select from List		Per diem?	
15		Select from List		Per diem?	
Total Requested Compensation				\$ 2,093.00	\$ 0.00

The undersigned certifies that the claims hereby stated are for authorized activities as described in the District's approved Resolution establishing rules and procedures for compensation of Directors.

Signed: Paul Kielhold

Date: 07/30/2023



Director's Activity Report

Director's Name Susan Longville

Month Reporting Activity 7/31/23

	Date	Meeting/Activity Description	Explanation	Max 10/month	Travel Cost Estimate (Staff)
1	07/06/2023	Workshop - Policy	Provide description of the meeting or activity and brief explanation on the benefits to the District and work of the Board by your attendance. (Not required for Valley District meetings)	\$299	
2	07/11/2023	Workshop - Engineering		\$299	
3	07/12/2023	Other	California Resources Agency Webinar "Are You a Beaver Believer? The Evolving Story of California's Beaver Management"	\$299	
4	07/13/2023	Special meeting	Debt Service Fund Budget Workshop	\$299	
5	07/14/2023	Other	Legislative Update with Assemblymember James Ramos on Zoom	\$299	
6	07/18/2023	Valley District Board Mtg 2		\$299	
7	07/19/2023	Other	THE CLIMATE CENTER webinar: Cleantech Business for a Climate Safe Future	\$299	
8	07/25/2023	Retail Agency Board Meeting	SBMWD Demand Management Incentive Check Presentation at 399 Chandler Place, San Bernardino	\$299	
9	07/26/2023	Other	Zoom Meeting with Chris Jones on Headwaters Partnership Standing Committee	\$299	
10	07/31/2023	Other	Meeting with MWDSC Board Chair Adan Ortega	\$299	
11				\$0	
12				\$0	
13				Per diem?	
14				Per diem?	
15				Per diem?	
Total Requested Compensation				\$ 2,990.00	\$ 0.00

The undersigned certifies that the claims hereby stated are for authorized activities as described in the District's approved Resolution establishing rules and procedures for compensation of Directors.

Signed: *Susan Longville*

Date: 8-9-23



DATE: August 15, 2023
TO: Board of Directors
FROM: Michael Plinski, Chief of Water Resources
SUBJECT: Water Delivery Report

The following amounts of water were delivered by San Bernardino Valley Municipal Water District:
(in acre-ft)

	July	Year to Date
* State Water Project	7,608	22,468
Groundwater		
Baseline Feeder Wells	326	1,943
San Bernardino Avenue Well	0	118
Santa Ana River Diversions	2,263	15,628

* San Bernardino Valley and Department of Water Resources staff are working to verify these volumes.



San Bernardino Valley Municipal Water District

Delivery of Water For Calendar Year 2023 -- Acre Feet

Measurement / Delivery Point	JAN	FEB	MAR	APR	MAY	JUN	JUL	AUG	SEP	OCT	NOV	DEC	TOTAL
IMPORTED WATER SUPPLIES													
STATE WATER PROJECT DELIVERY CATEGORIES													
Yuba Accord Water (14-819)													
Article-21				2,006.0	2,099.0	4,131.0							8,236.0
MWDSC Transfer													
CLAWA exchange water SWPAO #23014 & 15			2,109.0										2,109.0
Kern Delta Water Bank (11-015)													
Carryover and Table A	259.0	572.0	72.0	1,294.0	2,339.0	2,603.0							7,139.0
* SWP into SBV Service Area (DWR Meters)	259.0	572.0	2,181.0	3,300.0	4,438.0	6,734.0							17,484.0
RECHARGE DELIVERIES													
Sweetwater													
Sweetwater - SBB GC				331.8	429.7	467.0	589.0						1,817.5
Sweetwater - Valley District													
Badger													
Badger - SBB GC							346.4						346.4
Waterman													
Waterman - SBB GC				16.2	965.4	2,848.9	2,891.1						6,721.6
Waterman - Valley District													
Patton													
Patton - SBB GC													
City Creek													
City Creek - SBB GC							141.1						141.1
Santa Ana Low													
Santa Ana Low - EVWD BB Agreement													
Santa Ana Low - SBB GC													
Santa Ana Low - BVMWC (purchase)													
Santa Ana Low - Redlands (purchase)													
Santa Ana Low - Valley District													
Plunge Creek Spreading													
Northfork - SBB GC				135.8	59.8	50.4	121.2						367.2
Plunge Creek - Valley District													
Mill Creek Spreading													
Mill Creek Spreading - Redlands													
Mill Creek Spreading - Valley District													
Lower Mill Creek - SBB GC													
Mill Creek Spreading - SBB GC			538.6	348.4			373.4						1,260.4
S.A.R.C.													
S.A.R.C. to Redlands Aqueduct Recharge (purchase)			109										109
S.A.R.C. to Conservation District - SBB GC Recharge				127.9			47.6						175.5
S.A.R.C. to Redlands - SBB GC Recharge				62.9	6.9								69.8
Zanja East Weir to WCD - Valley District													
Zanja East Weir to WCD - Valley District													
Wilson Creek													
Wilson Creek - YVWD			347.5	603.8	546.0	700.2	763.8						2,961.3
Wilson Basin - Valley District													
Oak Glen Basin - Valley District													
Oak Glen Basins - YVWD						82.0	168.0						250.0
Sub-total Recharge			995.1	1,626.8	2,007.8	4,148.5	5,441.6						14,219.8

Delivery of Water For Calendar Year 2023 -- Acre Feet

Measurement / Delivery Point	JAN	FEB	MAR	APR	MAY	JUN	JUL	AUG	SEP	OCT	NOV	DEC	TOTAL
DIRECT DELIVERIES													
Lytle Creek													
WVWD	6.2	8.3	14.3		351.4	453.8	707.5						1,541.5
Marygold Mutual				18.6									18.6
RHWC													
SB County - Glen Helen													
IEUA/MWDSC (MWDSC SWP Water) - Calculated by WVWD													
WMWD/MWDSC (MWDSC SWP Water)													
Lytle Creek - Fontana Water Company WTP			245.6	220.5	442.1	375.7	343.4						1,627.3
Lytle Creek - Fontana Water Company - CEMEX			29.2	66.6	20.8								116.6
SALES/RETURNS/BANKING													
CLAWA Sale (#07-025)													
CLAWA Exchange (08-063)													
CLAWA Exchange (09-079)													
EVWD Plant 134													
EVWD Plant 134 BB Agreement													
EVWD Plant 134 - BVMWC purchase (for EVWD)													
EVWD Plant 134 - EVWD (purchase)	189.0	171.7	123.5	184.3	57.4		139.4						865.3
Northfork													
Northfork - EVWD (purchase)													
Northfork - EVWD - BB Agreement													
Northfork - BVMWC purchase (for EVWD)													
Edwards Canal Pump - BB Agreement													
S.A.R.C.													
S.A.R.C. - Valley District													
S.A.R.C. to Redlands Aqueduct - Redlands (purchase)													
S.A.R.C. to Redlands Aqueduct - BB Agreement													
S.A.R.C. to Redlands Aqueduct - BVMWC purchase (for Redlands)													
East Valley W.D. Greenspot Road													
Bear Valley Highline Connector													
SB County Flood Control Grove													
Newport Ave.													
Newport Ave. - Greenspot Mutual													
Newport Ave. - BVMWC		1.9		3.7	7.3	7.5	13.9						34.3
Newport Ave. - In-Lieu													
Tres Lagos													
Tres Lagos - Greenspot Mutual					5.0								5.0
Tres Lagos - BVMWC		2.4		2.2	18.9	16.0	24.0						63.5
Tres Lagos - In-Lieu													
Unger Lane to Zanja													
Unger Lane to Zanja - Crafton - BVMWC In-Lieu													
Unger Lane to Zanja - Crafton - BVMWC			1.9			101.0							102.9
Boullioun Box													
Boullioun Box to Zanja													
Boullioun Box to Highline In-Lieu													
Boullioun Box to Highline - BVMWC		14.2	7.5	97.2	188.3	165.1	146.2						618.5
City of Redlands													
City of Redlands - Tate Treatment In-Lieu													
City of Redlands - Tate Treatment													
Yucaipa Regional Park													
YVWD TP	41.4	348.7	424.0	458.2	513.4	586.3	757.0						3,129.0
Western Heights													
Sub-total Direct Deliveries within SBV Service Area	236.6	547.2	846.0	1,069.1	1,668.4	1,714.9	2,166.1						8,248.3
SGPWA Service Area		1,339.0	2,538.6	2,529.3	1,454.3	897.4	1,813.0						10,571.6
Sub-total Direct Deliveries (SBV + SGPWA)	236.6	1,886.2	3,384.6	3,598.4	3,122.7	2,612.3	3,979.1						18,819.9

Delivery of Water For Calendar Year 2023 -- Acre Feet

Measurement / Delivery Point	JAN	FEB	MAR	APR	MAY	JUN	JUL	AUG	SEP	OCT	NOV	DEC	TOTAL
SUMMARY													
Recharge in SBV Service Area			995.1	1,626.8	2,007.8	4,148.5	5,441.6						14,219.8
Direct Deliveries in SBV Service Area	236.6	547.2	846.0	1,069.1	1,668.4	1,714.9	2,166.1						8,248.3
* Deliveries to SGPWA Service Area		1,339.0	2,538.6	2,529.3	1,454.3	897.4	1,813.0						10,571.6
* Total Deliveries	236.6	1,886.2	4,379.7	5,225.2	5,130.5	6,760.8	9,420.7						33,039.7
Total Deliveries within SBV Service Area	236.6	547.2	1,841.1	2,695.9	3,676.2	5,863.4	7,607.7						22,468.1
SAN BERNARDINO BASIN PUMPING													
Baseline Feeder													
Ninth Street North Replacement Well	222.9	230.7	242.2	67.6	266.8	299.9	326.4						1,656.4
Ninth Street South Replacement Well	221.3	65.2											286.5
<i>Sub-total Baseline Feeder</i>	444.2	295.9	242.2	67.6	266.8	299.9	326.4						1,942.9
San Bernardino Avenue Well No. 1 - Redlands	117.7												117.7
San Bernardino Avenue Well No. 1 - Redlands - In Lieu													
Redlands Pump Station													
De-watering Well # 1													
De-watering Well # 2													
Total San Bernardino Basin Pumping	561.9	295.9	242.2	67.6	266.8	299.9	326.4						2,060.6
TOTAL Water in SBVMWD Facilities	798.5	843.1	2,083.3	2,763.5	3,943.0	6,163.3	7,934.1						24,528.7

* San Bernardino Valley and Department of Water Resources staff are working to verify these volumes.



**SAN BERNARDINO VALLEY MUNICIPAL WATER DISTRICT
TREASURER'S REPORT
FOR THE MONTH OF JULY 2023**

RECOMMENDATION:
APPROVE THE EXPENSES FOR THE MONTH OF JULY 2023
FOR THE FOLLOWING FUNDS:

STATE WATER CONTRACT FUND	\$	7,130,351.00
GENERAL FUND	\$	5,463,098.13

STATE WATER CONTRACT FUND
Profit & Loss
July 2023

	<u>Jul 23</u>
Income	
4920 · INVESTMENT INCOME	3,109,046.56
4966 · PROPERTY TAXES	1,190,950.72
Total Income	<u>4,299,997.28</u>
Expense	
6410 · STATE WATER CONTRACTOR FEES	251,070.00
6601 · CAPITAL COST DELTA	849,586.00
6610 · MINIMUM OMP&R TRANSPORTATION	1,795,405.00
6615 · MINIMUM OMP&R DELTA	453,745.00
6620 · VARIABLE	2,008,120.00
6625 · WATER SYSTEM REVENUE BOND	1,735,147.00
6630 · OFF AQUEDUCT VARIABLE	4,934.00
6635 · EAST BRANCH ENLARGEMENT	32,344.00
Total Expense	<u>7,130,351.00</u>
Net Income	<u><u>(2,830,353.72)</u></u>

STATE WATER CONTRACT FUND
Profit & Loss Budget vs. Actual
July 2023

	Jul 23	Budget	\$ Over Budget	% of Budget
Income				
4920 · INVESTMENT INCOME	3,109,046.56	1,300,000.00	1,809,046.56	239.2%
4966 · PROPERTY TAXES	1,190,950.72	1,190,950.00	0.72	100.0%
Total Income	4,299,997.28	2,490,950.00	1,809,047.28	172.6%
Expense				
6410 · STATE WATER CONTRACTOR FEES	251,070.00	251,075.00	(5.00)	100.0%
6601 · CAPITAL COST DELTA	849,586.00	849,586.00	0.00	100.0%
6610 · MINIMUM OMP&R TRANSPORTATION	1,795,405.00	1,795,405.00	0.00	100.0%
6615 · MINIMUM OMP&R DELTA	453,745.00	453,745.00	0.00	100.0%
6620 · VARIABLE	2,008,120.00	2,008,500.00	(380.00)	100.0%
6625 · WATER SYSTEM REVENUE BOND	1,735,147.00	1,735,147.00	0.00	100.0%
6630 · OFF AQUEDUCT VARIABLE	4,934.00	4,934.00	0.00	100.0%
6635 · EAST BRANCH ENLARGEMENT	32,344.00	32,344.00	0.00	100.0%
Total Expense	7,130,351.00	7,130,736.00	(385.00)	100.0%
Net Income	(2,830,353.72)	(4,639,786.00)	1,809,432.28	61.0%

SAN BERNARDINO VALLEY MWD GENERAL FUND

Profit & Loss

July 2023

	<u>Jul 23</u>
Income	
4900 · WATER SALES	3,020,324.23
4920 · INVESTMENT INCOME	359,963.95
4925 · GRANT INCOME	31,025.68
4950 · OTHER INCOME	9,600.73
4966 · S.B. CO TAXES	192,155.32
4977 · RIVERSIDE CO TAXES	4,967.21
	<hr/>
Total Income	3,618,037.12
	<hr/>
Gross Profit	3,618,037.12
	<hr/>
Expense	
6100 · SALARIES	484,676.20
6110 · OVERTIME	16,730.10
6120 · DIRECTORS FEES	13,455.00
6130 · PERS RETIREMENT	401,217.33
6140 · PAYROLL TAXES	35,838.24
6150 · HEALTH INSURANCE	73,682.49
6160 · DENTAL INSURANCE	5,570.58
6170 · VISION, DISABILITY AND LIFE INS	4,094.97
6250 · OFFICE EQUIPMENT	38,360.79
6260 · VEHICLE REPLACEMENT	59,576.94
6280 · FIELD IMPROVEMENTS	2,297,804.48
6320 · HOUSE COUNSEL	47,260.00
6330 · SPECIAL COUNSEL	64,916.85
6340 · WATERMASTER	5,083.00
6360 · CONSULTANTS	291,645.17
6390 · SAWPA	609,618.45
6400 · VEHICLE EXPENSE	6,924.11
6410 · TRAVEL	50.00
6420 · MEALS & LODGING	4,453.12
6430 · LIABILITY INS	70,833.60
6450 · WATERSTOCK ASSESSMENT	45.82
6460 · UTILITIES/COMMUNICATIONS	104,130.04
6470 · MAINTENANCE & REPAIRS	141,551.61
6480 · OFFICE EXPENSE	3,538.28
6490 · FIELD SUPPLIES	655.92
6500 · EDUCATION AND TRAINING	1,020.00
6530 · BANK CHARGES-TRUSTEE FEES	280.97
6570 · POSTAGE	327.14
6580 · DUES & SUBSCRIPTIONS	44,153.18
6640 · WATER CONSERVATION & EDUCATION	347,859.76
6642 · SPONSORSHIPS	107,750.00
6645 · EXTERNAL AFFAIRS/STRATEGIC COMM	12,043.98
6780 · ENVIRONMENTAL / HCP	111,796.24
6785 · HEADWATER RESILIENCE PROGRAM	367.58
6800 · LAFCO ANNUAL FUNDING SHARE	30,000.00
	<hr/>
Total Expense	5,437,311.94
	<hr/>
Net Income	-1,819,274.82
	<hr/> <hr/>

SAN BERNARDINO VALLEY MWD GENERAL FUND

Profit & Loss Budget vs. Actual

July 2023

	Jul 23	Budget	\$ Over Budget	% of Budget
Income				
4900 · WATER SALES	3,020,324.23	3,019,463.00	861.23	100.0%
4920 · INVESTMENT INCOME	359,963.95	200,000.00	159,963.95	180.0%
4925 · GRANT INCOME	31,025.68	31,000.00	25.68	100.1%
4950 · OTHER INCOME	9,600.73	9,500.00	100.73	101.1%
4966 · S.B. CO TAXES	192,155.32	192,000.00	155.32	100.1%
4977 · RIVERSIDE CO TAXES	4,967.21	4,950.00	17.21	100.3%
Total Income	3,618,037.12	3,456,913.00	161,124.12	104.7%
Gross Profit	3,618,037.12	3,456,913.00	161,124.12	104.7%
Expense				
6100 · SALARIES	484,676.20	485,000.00	(323.80)	99.9%
6110 · OVERTIME	16,730.10	17,000.00	(269.90)	98.4%
6120 · DIRECTORS FEES	13,455.00	13,500.00	(45.00)	99.7%
6130 · PERS RETIREMENT	401,217.33	401,500.00	(282.67)	99.9%
6140 · PAYROLL TAXES	35,838.24	36,000.00	(161.76)	99.6%
6150 · HEALTH INSURANCE	73,682.49	73,750.00	(67.51)	99.9%
6160 · DENTAL INSURANCE	5,570.58	5,600.00	(29.42)	99.5%
6170 · VISION, DISABILITY AND LIFE INS	4,094.97	4,200.00	(105.03)	97.5%
6250 · OFFICE EQUIPMENT	38,360.79	38,500.00	(139.21)	99.6%
6260 · VEHICLE REPLACEMENT	59,576.94	60,000.00	(423.06)	99.3%
6280 · FIELD IMPROVEMENTS	2,297,804.48	2,298,000.00	(195.52)	100.0%
6320 · HOUSE COUNSEL	47,260.00	47,500.00	(240.00)	99.5%
6330 · SPECIAL COUNSEL	64,916.85	65,000.00	(83.15)	99.9%
6340 · WATERMASTER	5,083.00	5,100.00	(17.00)	99.7%
6360 · CONSULTANTS	291,645.17	291,750.00	(104.83)	100.0%
6390 · SAWPA	609,618.45	609,655.00	(36.55)	100.0%
6400 · VEHICLE EXPENSE	6,924.11	7,000.00	(75.89)	98.9%
6410 · TRAVEL	50.00	50.00	0.00	100.0%
6420 · MEALS & LODGING	4,453.12	4,500.00	(46.88)	99.0%
6430 · LIABILITY INS	70,833.60	71,000.00	(166.40)	99.8%
6450 · WATERSTOCK ASSESSMENT	45.82	50.00	(4.18)	91.6%
6460 · UTILITIES/COMMUNICATIONS	104,130.04	105,000.00	(869.96)	99.2%
6470 · MAINTENANCE & REPAIRS	141,551.61	142,000.00	(448.39)	99.7%
6480 · OFFICE EXPENSE	3,538.28	3,550.00	(11.72)	99.7%
6490 · FIELD SUPPLIES	655.92	750.00	(94.08)	87.5%
6500 · EDUCATION AND TRAINING	1,020.00	1,050.00	(30.00)	97.1%
6530 · BANK CHARGES-TRUSTEE FEES	280.97	300.00	(19.03)	93.7%
6570 · POSTAGE	327.14	350.00	(22.86)	93.5%
6580 · DUES & SUBSCRIPTIONS	44,153.18	44,250.00	(96.82)	99.8%
6640 · WATER CONSERVATION & EDUCATI...	347,859.76	348,000.00	(140.24)	100.0%
6642 · SPONSORSHIPS	107,750.00	107,750.00	0.00	100.0%
6645 · EXTERNAL AFFAIRS/STRATEGIC CO...	12,043.98	12,050.00	(6.02)	100.0%
6780 · ENVIRONMENTAL / HCP	111,796.24	112,000.00	(203.76)	99.8%
6785 · HEADWATER RESILIENCE PROGRAM	367.58	500.00	(132.42)	73.5%
6800 · LAFCO ANNUAL FUNDING SHARE	30,000.00	30,000.00	0.00	100.0%
Total Expense	5,437,311.94	5,442,205.00	(4,893.06)	99.9%
Net Income	(1,819,274.82)	(1,985,292.00)	166,017.18	91.6%

**SAN BERNARDINO VALLEY MUNICIPAL WATER DISTRICT
INVESTMENT SUMMARY
JULY 31, 2023**

INVESTMENT DESCRIPTION	INSTITUTION	MATURITY DATE	PAR VALUE	SETTLEMENT DATE	PURCHASE PRICE	BOOK YIELD RATE	CUSIP
STATE WATER CONTRACT FUND							
DWR CVP REVENUE BOND	STATE	7/1/2022	5,000.00		3,940.16	5.250%	
AGENCY BONDS - FNMA NOTES	BNY MELLON	11/06/2023	1,250,000.00	11/05/2020	1,248,875.00	0.280%	3137EAEZ8
AGENCY BONDS - FNMA NOTES	BNY MELLON	11/27/2023	500,000.00	11/25/2020	499,430.00	0.288%	3135G06H1
CERTIFICATE OF DEPOSIT	BNY MELLON	08/16/2024	2,175,000.00	08/19/2022	2,175,000.00	4.100%	22536AZR8
CERTIFICATE OF DEPOSIT	BNY MELLON	10/27/2025	2,850,000.00	10/31/2022	2,850,000.00	5.600%	89115B6K1
CERTIFICATE OF DEPOSIT	BNY MELLON	11/03/2025	2,850,000.00	11/03/2022	2,850,000.00	5.530%	65558UYF3
CERTIFICATE OF DEPOSIT	BNY MELLON	07/17/2026	2,200,000.00	07/20/2023	2,200,000.00	5.080%	21684LGS5
CORPORATE NOTE	BNY MELLON	08/11/2023	175,000.00	08/11/2020	174,770.75	0.394%	69371RQ90
CORPORATE NOTE	BNY MELLON	09/14/2023	275,000.00	09/14/2020	274,648.00	0.418%	904764BJ5
CORPORATE NOTE	BNY MELLON	01/11/2024	1,200,000.00	01/11/2021	1,199,928.00	0.452%	89236THU2
CORPORATE NOTE	BNY MELLON	01/17/2024	480,000.00	03/04/2021	479,659.20	0.475%	24422EVN6
CORPORATE NOTE	BNY MELLON	02/08/2024	555,000.00	02/08/2021	554,617.05	0.373%	63743HEU2
CORPORATE NOTE	BNY MELLON	03/03/2024	300,000.00	01/25/2021	330,642.00	0.671%	38141GVM3
CORPORATE NOTE	BNY MELLON	03/18/2024	795,000.00	03/18/2021	794,602.50	0.767%	808513BN4
CORPORATE NOTE	BNY MELLON	05/12/2024	1,940,000.00	05/12/2021	1,937,167.60	0.499%	023135BW5
CORPORATE NOTE	BNY MELLON	05/15/2024	915,000.00	05/19/2021	914,048.40	0.585%	91324PEB4
CORPORATE NOTE	BNY MELLON	05/24/2024	2,145,000.00	05/24/2022	2,144,914.20	3.752%	40428HTA0
CORPORATE NOTE	BNY MELLON	05/28/2024	1,275,000.00	05/28/2021	1,274,885.25	0.703%	04636NAC7
CORPORATE NOTE	BNY MELLON	06/07/2024	420,000.00	06/10/2021	419,475.00	0.492%	24422EVQ9
CORPORATE NOTE	BNY MELLON	06/18/2024	750,000.00	06/18/2021	749,107.50	0.540%	89236TJH9
CORPORATE NOTE	BNY MELLON	07/30/2024	1,200,000.00	11/23/2021	1,242,960.00	1.099%	025816CG2
CORPORATE NOTE	BNY MELLON	08/09/2024	710,000.00	08/09/2021	709,616.60	0.518%	69371RR40
CORPORATE NOTE	BNY MELLON	08/09/2024	400,000.00	09/09/2021	399,736.00	0.773%	02665WDY4
CORPORATE NOTE	BNY MELLON	08/12/2024	600,000.00	08/12/2021	599,946.00	0.753%	05565EBU8
CORPORATE NOTE	BNY MELLON	08/12/2024	470,000.00	08/12/2021	470,000.00	0.626%	904764BN6
CORPORATE NOTE	BNY MELLON	08/22/2024	885,000.00	08/22/2022	884,592.90	3.899%	21688AAU6
CORPORATE NOTE	BNY MELLON	09/10/2024	285,000.00	09/10/2021	284,814.75	0.647%	24422EVU0
CORPORATE NOTE	BNY MELLON	09/14/2024	2,145,000.00	09/14/2021	2,145,000.00	0.606%	641062AU8
CORPORATE NOTE	BNY MELLON	09/16/2024	555,000.00	09/16/2020	555,000.00	0.653%	46647PBS4
CORPORATE NOTE	BNY MELLON	10/24/2024	1,000,000.00	10/21/2020	1,000,000.00	0.810%	06051GJH3
CORPORATE NOTE	BNY MELLON	10/25/2024	670,000.00	10/25/2021	669,564.50	0.872%	06406RAX5
CORPORATE NOTE	BNY MELLON	10/30/2024	1,000,000.00	10/30/2020	1,000,000.00	0.776%	172967MT5
CORPORATE NOTE	BNY MELLON	11/01/2024	1,265,000.00	11/02/2022	1,264,784.95	4.859%	438516CH7
CORPORATE NOTE	BNY MELLON	11/18/2024	310,000.00	11/18/2022	309,860.50	4.724%	882508BR4
CORPORATE NOTE	BNY MELLON	01/10/2025	480,000.00	01/10/2022	479,774.40	1.266%	24422EVY2
CORPORATE NOTE	BNY MELLON	01/10/2025	1,855,000.00	01/10/2023	1,855,000.00	5.079%	20271RAQ3
CORPORATE NOTE	BNY MELLON	01/13/2025	1,000,000.00	01/13/2022	999,210.00	1.527%	02665WEA5
CORPORATE NOTE	BNY MELLON	01/24/2025	1,050,000.00	01/24/2022	1,050,000.00	1.758%	38141GZH0
CORPORATE NOTE	BNY MELLON	02/04/2025	900,000.00	02/04/2022	900,000.00	1.844%	06051GKG3
CORPORATE NOTE	BNY MELLON	02/07/2025	405,000.00	02/07/2022	404,987.85	1.876%	63743HFC1
CORPORATE NOTE	BNY MELLON	02/10/2025	590,000.00	03/10/2021	628,468.00	0.937%	58933YAR6
CORPORATE NOTE	BNY MELLON	02/16/2025	405,000.00	02/16/2021	405,000.00	0.563%	46647PBY1
CORPORATE NOTE	BNY MELLON	03/04/2025	350,000.00	03/04/2022	349,646.50	2.285%	025816CQ0
CORPORATE NOTE	BNY MELLON	03/04/2025	500,000.00	03/04/2022	498,315.00	2.367%	025816CQ0
CORPORATE NOTE	BNY MELLON	03/07/2025	160,000.00	03/07/2022	159,931.20	2.140%	24422EWB1
CORPORATE NOTE	BNY MELLON	03/10/2025	3,760,000.00	03/10/2022	3,760,000.00	2.132%	771196BT8
CORPORATE NOTE	BNY MELLON	03/10/2025	1,000,000.00	03/10/2023	999,790.00	5.411%	14913R3C9
CORPORATE NOTE	BNY MELLON	04/01/2025	710,000.00	04/01/2022	709,332.60	3.283%	05565EBZ7
CORPORATE NOTE	BNY MELLON	04/07/2025	1,100,000.00	04/07/2022	1,099,714.00	2.859%	69371RR73
CORPORATE NOTE	BNY MELLON	04/13/2025	1,300,000.00	04/13/2022	1,297,933.00	3.056%	023135CE4
CORPORATE NOTE	BNY MELLON	04/15/2025	225,000.00	03/28/2022	224,606.25	2.760%	437076CM2
CORPORATE NOTE	BNY MELLON	04/17/2025	850,000.00	04/20/2022	850,000.00	3.623%	61747YEQ4
CORPORATE NOTE	BNY MELLON	04/24/2025	675,000.00	03/08/2021	694,210.50	0.882%	06406RAN7
CORPORATE NOTE	BNY MELLON	04/25/2025	2,900,000.00	04/26/2022	2,899,594.00	3.355%	06406RBC0
CORPORATE NOTE	BNY MELLON	05/01/2025	460,000.00	05/04/2021	460,000.00	0.981%	172967MX6
CORPORATE NOTE	BNY MELLON	05/01/2025	625,000.00	05/03/2022	624,862.50	3.458%	17252MAP5
CORPORATE NOTE	BNY MELLON	05/01/2025	1,155,000.00	05/26/2022	1,151,223.15	3.494%	90327QD89
CORPORATE NOTE	BNY MELLON	05/13/2025	655,000.00	05/13/2022	654,168.15	3.445%	14913R2V8
CORPORATE NOTE	BNY MELLON	06/01/2025	605,000.00	06/01/2021	605,000.00	0.824%	46647PCH7
CORPORATE NOTE	BNY MELLON	06/15/2025	255,000.00	05/04/2022	254,931.15	3.458%	63743HFE7
CORPORATE NOTE	BNY MELLON	06/23/2025	1,250,000.00	06/23/2021	1,250,000.00	0.969%	46647PCK0
CORPORATE NOTE	BNY MELLON	07/17/2025	1,175,000.00	01/09/2023	1,140,208.25	4.759%	713448CY2
CORPORATE NOTE	BNY MELLON	07/27/2025	2,130,000.00	07/27/2022	2,130,000.00	4.000%	459200KS9
CORPORATE NOTE	BNY MELLON	07/29/2025	1,250,000.00	01/26/2023	1,223,625.00	4.600%	458140AS9
CORPORATE NOTE	BNY MELLON	08/11/2025	1,100,000.00	08/11/2022	1,099,219.00	3.575%	69371RR99
CORPORATE NOTE	BNY MELLON	08/15/2025	470,000.00	08/09/2022	469,567.60	3.132%	194162AM5
CORPORATE NOTE	BNY MELLON	09/09/2025	1,125,000.00	09/09/2022	1,124,212.50	3.925%	931142EW9
CORPORATE NOTE	BNY MELLON	09/15/2025	305,000.00	09/19/2022	304,890.20	4.013%	437076CR1
CORPORATE NOTE	BNY MELLON	10/15/2025	475,000.00	10/24/2022	473,646.25	5.055%	539830BU2
CORPORATE NOTE	BNY MELLON	10/15/2025	325,000.00	10/28/2022	324,970.75	5.154%	91324PEN8

**SAN BERNARDINO VALLEY MUNICIPAL WATER DISTRICT
INVESTMENT SUMMARY
JULY 31, 2023**

INVESTMENT DESCRIPTION	INSTITUTION	MATURITY DATE	PAR VALUE	SETTLEMENT DATE	PURCHASE PRICE	BOOK YIELD RATE	CUSIP
CORPORATE NOTE	BNY MELLON	10/28/2025	950,000.00	10/28/2022	950,000.00	5.677%	693475BH7
CORPORATE NOTE	BNY MELLON	10/30/2025	270,000.00	10/31/2022	269,638.20	5.499%	63743HFF4
CORPORATE NOTE	BNY MELLON	11/03/2025	445,000.00	11/03/2021	445,000.00	1.281%	172967ND9
CORPORATE NOTE	BNY MELLON	11/07/2025	290,000.00	11/07/2022	289,921.70	5.260%	20030NDZ1
CORPORATE NOTE	BNY MELLON	12/05/2025	2,125,000.00	12/05/2022	2,122,705.00	4.739%	53522KAB9
CORPORATE NOTE	BNY MELLON	12/06/2025	1,250,000.00	12/06/2021	1,250,000.00	1.530%	06051GKE8
CORPORATE NOTE	BNY MELLON	12/08/2025	1,215,000.00	12/08/2022	1,215,000.00	5.088%	05254JAA8
CORPORATE NOTE	BNY MELLON	01/26/2026	210,000.00	01/26/2023	210,000.00	4.862%	857477BZ5
CORPORATE NOTE	BNY MELLON	02/06/2026	595,000.00	02/07/2022	595,000.00	1.746%	857477BR3
CORPORATE NOTE	BNY MELLON	02/13/2026	990,000.00	02/15/2023	989,425.80	4.571%	713448FQ6
CORPORATE NOTE	BNY MELLON	02/18/2026	1,365,000.00	02/18/2022	1,365,000.00	2.631%	61747YEM3
CORPORATE NOTE	BNY MELLON	02/27/2026	615,000.00	02/27/2023	613,985.25	5.060%	532457CE6
CORPORATE NOTE	BNY MELLON	03/01/2026	2,100,000.00	02/01/2023	2,020,368.00	4.370%	30231GAT9
CORPORATE NOTE	BNY MELLON	03/02/2026	755,000.00	03/01/2023	754,124.20	4.842%	194162AQ6
CORPORATE NOTE	BNY MELLON	03/13/2026	195,000.00	02/09/2023	194,861.55	4.473%	63743HFH0
CORPORATE NOTE	BNY MELLON	03/13/2026	1,425,000.00	03/13/2023	1,425,000.00	5.316%	20271RAR1
CORPORATE NOTE	BNY MELLON	03/30/2026	1,000,000.00	02/22/2022	1,020,130.00	2.226%	857477BM4
CORPORATE NOTE	BNY MELLON	04/15/2026	425,000.00	04/18/2023	424,813.00	4.016%	931142FA6
CORPORATE NOTE	BNY MELLON	04/22/2026	1,400,000.00	03/30/2023	1,317,120.00	5.113%	949746RW3
CORPORATE NOTE	BNY MELLON	04/26/2026	600,000.00	04/26/2022	600,000.00	4.083%	46647PCZ7
CORPORATE NOTE	BNY MELLON	05/18/2026	1,245,000.00	05/18/2023	1,244,277.90	4.471%	89236TKT1
CORPORATE NOTE	BNY MELLON	06/08/2026	730,000.00	06/08/2023	729,576.60	4.771%	24422EWX3
CORPORATE NOTE	BNY MELLON	07/07/2026	590,000.00	07/07/2023	589,274.30	5.295%	02665WEK3
CORPORATE NOTE	BNY MELLON	07/28/2026	935,000.00	07/28/2022	935,000.00	4.263%	89788MAH5
CORPORATE NOTE	BNY MELLON	08/03/2026	830,000.00	08/03/2023	830,000.00	5.272%	857477CD3
CORPORATE NOTE	BNY MELLON	10/28/2026	1,000,000.00	10/28/2022	1,000,000.00	5.905%	89788MAJ1
CORPORATE NOTE	BNY MELLON	11/04/2026	415,000.00	11/04/2022	415,000.00	5.756%	857477BX0
CORPORATE NOTE	BNY MELLON	01/26/2027	175,000.00	01/24/2023	175,000.00	4.761%	693475BL8
CORPORATE NOTE	BNY MELLON	01/10/2025	1,250,000.00	01/12/2022	1,246,175.00	1.480%	21688AAS1
CORPORATE NOTE	BNY MELLON	06/09/2025	1,555,000.00	06/09/2022	1,555,000.00	3.500%	63254ABD9
CORPORATE NOTE	BNY MELLON	01/12/2026	1,520,000.00	01/12/2023	1,520,000.00	4.966%	63253QAA2
MUNICIPAL BOND / NOTE	BNY MELLON	11/01/2023	625,000.00	09/17/2020	625,000.00	0.475%	13077DMJ8
MUNICIPAL BOND / NOTE	BNY MELLON	12/01/2023	135,000.00	08/06/2020	135,000.00	0.414%	13067WRA2
MUNICIPAL BOND / NOTE	BNY MELLON	03/15/2024	1,710,000.00	12/23/2020	1,710,000.00	0.620%	650036DS2
MUNICIPAL BOND / NOTE	BNY MELLON	01/01/2025	520,000.00	02/04/2021	520,000.00	0.897%	646140DN0
MUNICIPAL BOND / NOTE	BNY MELLON	01/15/2025	1,565,000.00	08/30/2022	1,565,000.00	3.661%	576004GY5
MUNICIPAL BOND / NOTE	BNY MELLON	07/01/2025	630,000.00	09/16/2020	630,000.00	1.258%	341271AD6
US TREASURY NOTES	BNY MELLON	06/15/2024	3,700,000.00	06/15/2021	3,690,605.47	0.335%	91282CCG4
US TREASURY NOTES	BNY MELLON	06/15/2024	3,450,000.00	06/29/2021	3,428,033.20	0.467%	91282CCG4
US TREASURY NOTES	BNY MELLON	06/15/2024	3,000,000.00	07/07/2021	2,980,546.88	0.472%	91282CCG4
US TREASURY NOTES	BNY MELLON	07/15/2024	6,000,000.00	08/09/2021	6,006,562.50	0.337%	91282CCL3
US TREASURY NOTES	BNY MELLON	07/15/2024	1,375,000.00	08/09/2021	1,374,838.87	0.379%	91282CCL3
US TREASURY NOTES	BNY MELLON	07/15/2024	1,400,000.00	08/12/2021	1,397,429.69	0.438%	91282CCL3
US TREASURY NOTES	BNY MELLON	08/15/2024	3,000,000.00	08/23/2021	2,995,195.31	0.429%	91282CCT6
US TREASURY NOTES	BNY MELLON	08/15/2024	6,000,000.00	09/07/2021	5,993,437.50	0.412%	91282CCT6
US TREASURY NOTES	BNY MELLON	08/31/2024	3,000,000.00	05/04/2021	3,081,328.13	0.428%	912828YE4
US TREASURY NOTES	BNY MELLON	09/15/2024	4,200,000.00	09/21/2021	4,189,335.94	0.461%	91282CCX7
US TREASURY NOTES	BNY MELLON	09/15/2024	3,000,000.00	09/24/2021	2,992,382.81	0.461%	91282CCX7
US TREASURY NOTES	BNY MELLON	09/15/2024	3,000,000.00	10/06/2021	2,988,164.06	0.510%	91282CCX7
US TREASURY NOTES	BNY MELLON	10/15/2024	3,000,000.00	11/04/2021	2,985,234.38	0.794%	91282CDB4
US TREASURY NOTES	BNY MELLON	10/31/2024	2,750,000.00	05/06/2021	2,850,009.77	0.447%	912828YM6
US TREASURY NOTES	BNY MELLON	11/15/2024	6,000,000.00	12/07/2021	5,972,109.38	0.911%	91282CDH1
US TREASURY NOTES	BNY MELLON	11/15/2024	3,000,000.00	12/10/2021	2,982,070.31	0.957%	91282CDH1
US TREASURY NOTES	BNY MELLON	11/30/2024	2,625,000.00	06/07/2021	2,722,207.03	0.427%	912828YV6
US TREASURY NOTES	BNY MELLON	11/30/2024	2,750,000.00	06/08/2021	2,848,720.70	0.458%	912828YV6
US TREASURY NOTES	BNY MELLON	11/30/2024	5,000,000.00	06/15/2021	5,182,226.56	0.437%	912828YV6
US TREASURY NOTES	BNY MELLON	11/30/2024	3,100,000.00	12/28/2022	3,105,933.59	4.393%	91282CFX4
US TREASURY NOTES	BNY MELLON	12/15/2024	2,000,000.00	12/23/2021	2,002,812.50	0.952%	91282CDN8
US TREASURY NOTES	BNY MELLON	12/15/2024	3,000,000.00	12/29/2021	3,002,578.13	0.970%	91282CDN8
US TREASURY NOTES	BNY MELLON	12/15/2024	2,950,000.00	01/06/2022	2,947,810.55	1.026%	91282CDN8
US TREASURY NOTES	BNY MELLON	02/15/2025	2,950,000.00	02/15/2022	2,922,343.75	1.823%	91282CDZ1
US TREASURY NOTES	BNY MELLON	03/15/2025	3,000,000.00	04/06/2022	2,926,523.44	2.621%	91282CED9
US TREASURY NOTES	BNY MELLON	03/31/2025	1,800,000.00	05/17/2023	1,793,460.94	4.076%	91282CGU9
US TREASURY NOTES	BNY MELLON	04/30/2025	4,750,000.00	05/05/2022	4,733,115.23	3.000%	9128284M9
US TREASURY NOTES	BNY MELLON	04/30/2025	1,450,000.00	05/05/2022	1,445,525.39	2.984%	9128284M9
US TREASURY NOTES	BNY MELLON	05/15/2025	8,750,000.00	06/06/2022	8,723,339.84	2.858%	91282CEQ0
US TREASURY NOTES	BNY MELLON	05/31/2025	2,625,000.00	06/13/2023	2,607,773.44	4.602%	91282CHD6
US TREASURY NOTES	BNY MELLON	05/31/2025	3,000,000.00	06/26/2023	2,970,820.31	4.782%	91282CHD6
US TREASURY NOTES	BNY MELLON	05/31/2025	1,000,000.00	06/27/2023	990,742.19	4.757%	91282CHD6
US TREASURY NOTES	BNY MELLON	06/15/2025	2,900,000.00	07/11/2022	2,896,261.72	2.921%	91282CEU1
US TREASURY NOTES	BNY MELLON	07/15/2025	3,000,000.00	08/08/2022	2,994,960.94	3.060%	91282CEY3
US TREASURY NOTES	BNY MELLON	07/15/2025	6,000,000.00	08/09/2022	6,007,265.63	2.956%	91282CEY3
US TREASURY NOTES	BNY MELLON	07/15/2025	5,100,000.00	08/09/2022	5,078,882.81	3.148%	91282CEY3
US TREASURY NOTES	BNY MELLON	08/15/2025	5,850,000.00	09/07/2022	5,782,130.86	3.544%	91282CFE6
US TREASURY NOTES	BNY MELLON	09/15/2025	4,250,000.00	10/12/2022	4,162,675.78	4.254%	91282CFK2
US TREASURY NOTES	BNY MELLON	11/15/2025	2,850,000.00	12/08/2022	2,878,166.02	4.138%	91282CFW6
US TREASURY NOTES	BNY MELLON	11/15/2025	2,900,000.00	12/13/2022	2,935,457.03	4.051%	91282CFW6

**SAN BERNARDINO VALLEY MUNICIPAL WATER DISTRICT
INVESTMENT SUMMARY
JULY 31, 2023**

INVESTMENT DESCRIPTION	INSTITUTION	MATURITY DATE	PAR VALUE	SETTLEMENT DATE	PURCHASE PRICE	BOOK YIELD RATE	CUSIP
US TREASURY NOTES	BNY MELLON	12/15/2025	4,000,000.00	12/28/2022	3,980,781.25	4.174%	91282CGA3
US TREASURY NOTES	BNY MELLON	01/15/2026	3,000,000.00	02/02/2023	2,996,484.38	3.917%	91282CGE5
US TREASURY NOTES	BNY MELLON	01/15/2026	5,500,000.00	02/09/2023	5,467,773.44	4.088%	91282CGE5
US TREASURY NOTES	BNY MELLON	02/15/2026	5,000,000.00	03/07/2023	4,912,695.31	4.640%	91282CGL9
US TREASURY NOTES	BNY MELLON	02/15/2026	3,300,000.00	03/31/2023	3,306,316.41	3.928%	91282CGL9
US TREASURY NOTES	BNY MELLON	02/15/2026	5,800,000.00	05/23/2023	5,792,523.44	4.048%	91282CGL9
US TREASURY NOTES	BNY MELLON	02/28/2026	9,100,000.00	05/03/2023	8,769,414.06	3.868%	9128286F2
US TREASURY NOTES	BNY MELLON	04/15/2026	840,000.00	04/24/2023	837,309.38	3.865%	91282CGV7
US TREASURY NOTES	BNY MELLON	04/15/2026	350,000.00	05/02/2023	349,453.13	3.806%	91282CGV7
US TREASURY NOTES	BNY MELLON	04/15/2026	5,150,000.00	05/11/2023	5,151,408.20	3.739%	91282CGV7
US TREASURY NOTES	BNY MELLON	04/15/2026	3,000,000.00	05/18/2023	2,997,421.88	3.781%	91282CGV7
US TREASURY NOTES	BNY MELLON	04/15/2026	1,750,000.00	06/13/2023	1,725,458.98	4.278%	91282CGV7
US TREASURY NOTES	BNY MELLON	05/15/2026	7,275,000.00	06/05/2023	7,202,818.36	3.985%	91282CHB0
US TREASURY NOTES	BNY MELLON	05/15/2026	3,125,000.00	06/14/2023	3,071,166.99	4.258%	91282CHB0
US TREASURY NOTES	BNY MELLON	05/15/2026	750,000.00	06/28/2023	733,974.61	4.422%	91282CHB0
US TREASURY NOTES	BNY MELLON	06/15/2026	2,400,000.00	06/30/2023	2,383,500.00	4.375%	91282CHH7
FIDELITY GOVERNMENT	BNY MELLON		127,643.11		127,643.11	0.050%	
LOCAL AGENCY INVESTMENT FUND	LAIF	DAILY	72,622,340.91		72,622,340.91	3.305%	AT 07/31/23
CAMP	CAMP	DAILY	156,861,572.10		156,861,572.10	5.310%	AT 07/31/23
			<u>531,201,556.12</u>		<u>530,523,095.63</u>		

GENERAL FUND

AGENCY BONDS - FNMA NOTES	BNY MELLON	10/16/2023	825,000.00	10/16/2020	821,922.75	0.250%	3137EAEY1
AGENCY BONDS - FNMA NOTES	BNY MELLON	11/27/2023	300,000.00	11/25/2020	299,658.00	0.288%	3135G06H1
AGENCY BONDS - FNMA NOTES	BNY MELLON	04/01/2024	850,000.00	03/08/2023	850,000.00	5.504%	3130AVA36
AGENCY BONDS - FNMA NOTES	BNY MELLON	08/01/2025	650,000.00	08/05/2022	650,000.00	3.600%	3134GXM35
CERTIFICATE OF DEPOSIT	BNY MELLON	06/21/2024	925,000.00	06/26/2023	925,000.00	5.970%	06742T5X0
CERTIFICATE OF DEPOSIT	BNY MELLON	07/05/2024	1,000,000.00	07/10/2023	1,000,000.00	6.030%	89115BRL6
CERTIFICATE OF DEPOSIT	BNY MELLON	07/17/2026	250,000.00	07/20/2023	250,000.00	5.080%	21684LGS5
CORPORATE NOTE	BNY MELLON	08/11/2023	100,000.00	08/11/2020	99,869.00	0.394%	69371RQ90
CORPORATE NOTE	BNY MELLON	01/10/2024	170,000.00	01/10/2022	169,972.80	0.958%	14913R2S5
CORPORATE NOTE	BNY MELLON	02/08/2024	255,000.00	02/08/2021	254,824.05	0.373%	63743HEU2
CORPORATE NOTE	BNY MELLON	03/08/2024	465,000.00	03/10/2022	465,000.00	1.882%	771196BU5
CORPORATE NOTE	BNY MELLON	03/18/2024	360,000.00	03/18/2021	359,820.00	0.767%	808513BN4
CORPORATE NOTE	BNY MELLON	05/12/2024	840,000.00	05/12/2021	838,773.60	0.499%	023135BW5
CORPORATE NOTE	BNY MELLON	05/15/2024	395,000.00	05/19/2021	394,589.20	0.585%	91324PEB4
CORPORATE NOTE	BNY MELLON	05/24/2024	490,000.00	05/24/2022	489,980.40	3.752%	40428HTA0
CORPORATE NOTE	BNY MELLON	05/28/2024	550,000.00	05/28/2021	549,950.50	0.703%	04636NAC7
CORPORATE NOTE	BNY MELLON	06/07/2024	185,000.00	06/10/2021	184,768.75	0.492%	24422EVQ9
CORPORATE NOTE	BNY MELLON	08/09/2024	210,000.00	08/09/2021	209,886.60	0.518%	69371RR40
CORPORATE NOTE	BNY MELLON	08/09/2024	385,000.00	09/09/2021	384,745.90	0.773%	02665WDY4
CORPORATE NOTE	BNY MELLON	08/12/2024	240,000.00	08/12/2021	239,978.40	0.753%	05565EBU8
CORPORATE NOTE	BNY MELLON	08/12/2024	185,000.00	08/12/2021	185,000.00	0.626%	904764BN6
CORPORATE NOTE	BNY MELLON	09/10/2024	80,000.00	09/10/2021	79,948.00	0.647%	24422EVU0
CORPORATE NOTE	BNY MELLON	09/14/2024	850,000.00	09/14/2021	850,000.00	0.606%	641062AU8
CORPORATE NOTE	BNY MELLON	09/16/2024	355,000.00	09/16/2020	355,000.00	0.653%	46647PBS4
CORPORATE NOTE	BNY MELLON	10/24/2024	500,000.00	10/21/2020	500,000.00	0.810%	06051GJH3
CORPORATE NOTE	BNY MELLON	10/25/2024	310,000.00	10/25/2021	309,798.50	0.872%	06406RAX5
CORPORATE NOTE	BNY MELLON	10/30/2024	250,000.00	10/30/2020	250,000.00	0.776%	172967MT5
CORPORATE NOTE	BNY MELLON	01/10/2025	80,000.00	01/10/2022	79,962.40	1.266%	24422EVY2
CORPORATE NOTE	BNY MELLON	01/10/2025	370,000.00	01/10/2023	370,000.00	5.079%	20271RAQ3
CORPORATE NOTE	BNY MELLON	01/10/2025	175,000.00	01/12/2023	174,924.75	4.823%	89236TKN4
CORPORATE NOTE	BNY MELLON	01/13/2025	250,000.00	01/13/2022	249,802.50	1.527%	02665WEA5
CORPORATE NOTE	BNY MELLON	02/10/2025	220,000.00	03/10/2021	234,344.00	0.937%	58933YAR6
CORPORATE NOTE	BNY MELLON	02/16/2025	120,000.00	02/16/2021	120,000.00	0.563%	46647PBY1
CORPORATE NOTE	BNY MELLON	03/04/2025	140,000.00	03/04/2022	139,858.60	2.285%	025816CQ0
CORPORATE NOTE	BNY MELLON	04/01/2025	120,000.00	04/01/2022	119,887.20	3.283%	05565EBZ7
CORPORATE NOTE	BNY MELLON	04/15/2025	50,000.00	03/28/2022	49,912.50	2.760%	437076CM2
CORPORATE NOTE	BNY MELLON	04/24/2025	325,000.00	03/08/2021	334,249.50	0.882%	06406RAN7
CORPORATE NOTE	BNY MELLON	05/01/2025	310,000.00	05/04/2021	310,000.00	0.981%	172967MX6
CORPORATE NOTE	BNY MELLON	06/01/2025	340,000.00	06/01/2021	340,000.00	0.824%	46647PCH7
CORPORATE NOTE	BNY MELLON	06/06/2025	175,000.00	06/08/2023	174,902.00	4.980%	24422EWW5
CORPORATE NOTE	BNY MELLON	07/27/2025	485,000.00	07/27/2022	485,000.00	4.000%	459200KS9
CORPORATE NOTE	BNY MELLON	08/15/2025	70,000.00	08/09/2022	69,935.60	3.132%	194162AM5
CORPORATE NOTE	BNY MELLON	11/03/2025	205,000.00	11/03/2021	205,000.00	1.281%	172967ND9
CORPORATE NOTE	BNY MELLON	12/05/2025	340,000.00	12/05/2022	339,632.80	4.739%	53522KAB9
CORPORATE NOTE	BNY MELLON	01/26/2026	35,000.00	01/26/2023	35,000.00	4.862%	857477BZ5

**SAN BERNARDINO VALLEY MUNICIPAL WATER DISTRICT
INVESTMENT SUMMARY
JULY 31, 2023**

INVESTMENT DESCRIPTION	INSTITUTION	MATURITY DATE	PAR VALUE	SETTLEMENT DATE	PURCHASE PRICE	BOOK YIELD RATE	CUSIP
CORPORATE NOTE	BNY MELLON	02/06/2026	75,000.00	02/07/2022	75,000.00	1.746%	857477BR3
CORPORATE NOTE	BNY MELLON	02/13/2026	200,000.00	02/15/2023	199,884.00	4.571%	713448FQ6
CORPORATE NOTE	BNY MELLON	02/27/2026	155,000.00	02/27/2023	154,744.25	5.060%	532457CE6
CORPORATE NOTE	BNY MELLON	03/02/2026	165,000.00	03/01/2023	164,808.60	4.842%	194162AQ6
CORPORATE NOTE	BNY MELLON	03/13/2026	60,000.00	02/09/2023	59,957.40	4.473%	63743HFH0
CORPORATE NOTE	BNY MELLON	03/30/2026	200,000.00	02/22/2022	204,026.00	2.226%	857477BM4
CORPORATE NOTE	BNY MELLON	04/15/2026	75,000.00	04/18/2023	74,967.00	4.016%	931142FA6
CORPORATE NOTE	BNY MELLON	04/22/2026	200,000.00	03/30/2023	188,160.00	5.113%	949746RW3
CORPORATE NOTE	BNY MELLON	05/15/2026	350,000.00	05/15/2023	349,835.50	4.367%	14913UAA8
CORPORATE NOTE	BNY MELLON	05/18/2026	155,000.00	05/18/2023	154,910.10	4.471%	89236TKT1
CORPORATE NOTE	BNY MELLON	06/08/2026	110,000.00	06/08/2023	109,936.20	4.771%	24422EWX3
CORPORATE NOTE	BNY MELLON	07/28/2026	140,000.00	07/28/2022	140,000.00	4.263%	89788MAH5
CORPORATE NOTE	BNY MELLON	08/03/2026	135,000.00	08/03/2023	135,000.00	5.272%	857477CD3
CORPORATE NOTE	BNY MELLON	01/26/2027	25,000.00	01/24/2023	25,000.00	4.761%	693475BL8
CORPORATE NOTE	BNY MELLON	12/01/2023	1,400,000.00	03/07/2023	1,345,079.17	5.428%	63873KZ18
CORPORATE NOTE	BNY MELLON	01/19/2024	1,450,000.00	04/26/2023	1,393,653.00	5.396%	62479LAK1
CORPORATE NOTE	BNY MELLON	02/09/2024	1,000,000.00	05/17/2023	961,288.89	5.374%	13607EB99
CORPORATE NOTE	BNY MELLON	03/01/2024	725,000.00	06/08/2023	695,318.50	5.716%	17327AC13
CORPORATE NOTE	BNY MELLON	03/05/2024	1,450,000.00	06/09/2023	1,390,513.75	5.664%	22533TC53
CORPORATE NOTE	BNY MELLON	01/10/2025	375,000.00	01/12/2022	373,852.50	1.480%	21688AAS1
CORPORATE NOTE	BNY MELLON	01/12/2026	435,000.00	01/12/2023	435,000.00	4.966%	63253QAA2
MUNICIPAL BOND / NOTE	BNY MELLON	08/01/2023	435,000.00	10/29/2020	435,000.00	0.499%	798306WMM4
MUNICIPAL BOND / NOTE	BNY MELLON	11/01/2023	275,000.00	08/06/2020	275,000.00	0.422%	605581MY0
MUNICIPAL BOND / NOTE	BNY MELLON	12/01/2023	75,000.00	08/06/2020	75,000.00	0.414%	13067WRA2
MUNICIPAL BOND / NOTE	BNY MELLON	03/15/2024	800,000.00	12/23/2020	800,000.00	0.620%	650036DS2
MUNICIPAL BOND / NOTE	BNY MELLON	01/01/2025	240,000.00	02/04/2021	240,000.00	0.897%	646140DN0
MUNICIPAL BOND / NOTE	BNY MELLON	07/01/2025	295,000.00	09/16/2020	295,000.00	1.258%	341271AD6
US TREASURY NOTES	BNY MELLON	08/15/2024	25,000.00	08/23/2021	24,959.96	0.429%	91282CCT6
US TREASURY NOTES	BNY MELLON	08/15/2024	2,375,000.00	09/07/2021	2,372,402.34	0.412%	91282CCT6
US TREASURY NOTES	BNY MELLON	10/31/2024	1,200,000.00	05/06/2021	1,243,640.63	0.447%	912828YM6
US TREASURY NOTES	BNY MELLON	11/15/2024	1,000,000.00	12/07/2021	995,351.56	0.911%	91282CDH1
US TREASURY NOTES	BNY MELLON	11/15/2024	900,000.00	12/10/2021	894,621.09	0.957%	91282CDH1
US TREASURY NOTES	BNY MELLON	11/30/2024	1,125,000.00	06/07/2021	1,166,660.16	0.427%	912828YV6
US TREASURY NOTES	BNY MELLON	11/30/2024	1,200,000.00	06/08/2021	1,243,078.13	0.458%	912828YV6
US TREASURY NOTES	BNY MELLON	12/15/2024	1,225,000.00	12/23/2021	1,226,722.66	0.952%	91282CDN8
US TREASURY NOTES	BNY MELLON	12/15/2024	875,000.00	01/06/2022	874,350.59	1.026%	91282CDN8
US TREASURY NOTES	BNY MELLON	12/31/2024	4,350,000.00	02/09/2023	4,331,308.59	4.487%	91282CGD7
US TREASURY NOTES	BNY MELLON	02/15/2025	1,000,000.00	03/31/2023	951,093.75	4.235%	91282CDZ1
US TREASURY NOTES	BNY MELLON	05/15/2025	500,000.00	05/30/2023	482,558.59	4.632%	91282CEQ0
US TREASURY NOTES	BNY MELLON	05/31/2025	1,900,000.00	06/13/2023	1,887,531.25	4.602%	91282CHD6
US TREASURY NOTES	BNY MELLON	05/31/2025	700,000.00	06/30/2023	692,699.22	4.824%	91282CHD6
US TREASURY NOTES	BNY MELLON	11/15/2025	425,000.00	12/13/2022	430,196.29	4.051%	91282CFW6
US TREASURY NOTES	BNY MELLON	01/15/2026	475,000.00	02/02/2023	474,443.36	3.917%	91282CGE5
US TREASURY NOTES	BNY MELLON	02/15/2026	475,000.00	05/23/2023	474,387.70	4.048%	91282CGL9
US TREASURY NOTES	BNY MELLON	04/15/2026	475,000.00	05/19/2023	473,960.94	3.829%	91282CGV7
US TREASURY NOTES	BNY MELLON	04/15/2026	250,000.00	05/30/2023	246,367.19	4.291%	91282CGV7
US TREASURY NOTES	BNY MELLON	05/15/2026	500,000.00	06/05/2023	495,039.06	3.985%	91282CHB0
US TREASURY NOTES	BNY MELLON	06/15/2026	700,000.00	06/30/2023	695,187.50	4.375%	91282CHH7
FIDELITY GOVERNMENT	BNY MELLON		19,935.30		19,935.30	0.050%	
LOCAL AGENCY INVESTMENT FUND	LAIF	DAILY	1,355,601.87		1,355,601.87	3.305%	AT 07/31/23
CAMP	CAMP	DAILY	18,249,717.75		18,249,717.75	5.310%	AT 07/31/23
			<u>68,085,254.92</u>		<u>67,853,648.64</u>		

ALL INVESTMENTS LISTED ON THIS MONTHLY INVESTMENT SUMMARY AND HELD BY SAN BERNARDINO VALLEY MUNICIPAL WATER DISTRICT ARE IN COMPLIANCE WITH THE DISTRICT'S INVESTMENT POLICY.

THE DISTRICT CAN MEET ITS EXPENDITURE REQUIREMENTS FOR THE NEXT SIX MONTHS.

Cindy Saks
CFO / DEPUTY GENERAL MANAGER



DATE: August 15, 2023

TO: Board of Directors

SUBJECT: List of Announcements

- A. August 16, 2023, 8:30 a.m. – Upper SAR WIFA In-Person (Cancelled)
- B. August 21, 2023, 6:00 p.m. – ASBCSD meeting (Yucaipa Valley Golf Course – Hosted by SB Valley)
- C. August 23, 2023, 8:30 a.m. – Upper SAR WIFA Technical Advisory Committee In-Person (Cancelled)
- D. August 28-31, 2023 – CSDA 2023 Annual Conference (Monterey, CA)
- E. September 4, 2023 – District Closed in Observance of Labor Day
- F. September 5, 2023, 9:30 a.m. – SAWPA Commission Meeting by Teleconference or In-Person
- G. September 5, 2023, 10:00 a.m. – PA 24 Committee Meeting by Teleconference or In-Person
- H. September 5, 2023, 2:00 p.m. – Regular Board Meeting by Teleconference or In-Person
- I. September 5, 2023, 5:00 p.m. – Demand Management Incentive Check Presentation (Redlands)
- J. September 6, 2023, 8:30 a.m. – Upper SAR WIFA In-Person (Cancelled)
- K. September 7, 2023, 2:00 p.m. – Board Workshop – Policy/Administration by Teleconference or In-Person

- L. September 11, 2023, 1:30 p.m. – Groundwater Council Meeting (Cancelled)
- M. September 12, 2023, 2:00 p.m. – Board Workshop – Resources/Engineering by
Teleconference or In-Person
- N. September 13, 2023, 1:30 p.m. – SBVW Conservation District Board Meeting
- O. September 18, 2023, 6:00 p.m. – ASBCSD meeting (Location TBD)
- P. September 19, 2023, 9:30 a.m. – SAWPA Commission Meeting by Teleconference
or In-Person
- Q. September 19, 2023, 4:00 p.m. – Demand Management Incentive Check
Presentation (Yucaipa)
- R. September 19, 2023, 6:00 p.m. – Demand Management Incentive Check
Presentation (Colton)
- S. September 19, 2023, 2:00 p.m. – Regular Board Meeting by Teleconference or In-
Person
- T. September 27, 2023, 4:30 p.m. – State of the County - San Bernardino (Ontario
Convention Center)